



MDS REPORTING



Introduction

The Master Distribution System provides extensive reporting for all of your business needs. MDS Reporting will help your business track the following;

- Customer Orders
- Inventory and Warehouse Functions
- Purchasing
- Rebates
- Accounts Payable
- Accounts Receivable
- Sales Trends

The following are reports of interest for each of these system related functions. Just click each report to preview a sample.

Account:21 BASE.12 Port:021 Menu:REPORT.MENU Capture:On

Report Menu

1. Order Entry Reports

2. Accounting Registers

3. Accounts Receivable

4. Price Maintenance/Price Books

5. Purchasing

6. Inventory/Warehouse Procedures

7. Sales Analysis

Enter Selection or END :

	CONTACTS	MAINT	DRILL	EXECINQ	REPORTS	CAPT OFF	VIEW	CRM.MENU	VRM.MENU		
HELP	OK/END	INSERT	LDELETE	PREV PG	NEXT PG	INQUIRY	CANCEL	Off			Popup

Account:21 BASE.12 Port:021 Menu:OE.REPORTS Capture:On

Order Entry Reports Selector

Daily Reports

- 1. Daily Order Register Report
- 2. Orders on Credit Hold Report**
- 3. Releases on Credit Hold Report
- 4. In Picking GT 2 Days Report
- 5. Invoice Preview Report
- 6. Items Below Cost Report
- 7. Price Override Report
- 8. Bill Complete Shipments not Billed
- 9. Daily Dropship Report
- 10. Order Preview Report
- 11. Release Preview Report
- 12. Pick Tickets on Price Hold Report
- 13. Shipped Releases on Price Hold Report
- 14. Non-Stock Price Hold Report
- 15. Daily Non-Stock Report
- 16. Picker, Packer Productivity Report
- 17. Ship Complete Shipments not Billed

Status Reports

- 18. Fill Rate Report
- 19. Open Orders
- 20. Open Orders by Customer
- 21. Open Consignments by Customer
- 22. Open Backorders by Product
- 23. Open Backorders By Vendor
- 24. Open Consignments by Product
- 25. Pro-forma/Quotes by Customer
- 26. Pro-forma/Quotes by Product
- 27. Future Orders by Customer
- 28. Future Orders by Product
- 29. Orders on Manual Hold Report
- 30. Releases on Manual Hold Report
- 31. Daily Balance Report
- 32. Daily Sales Report by Salesman

Enter Selection or END :

	CONTACTS	MAINT	DRILL	EXECINQ	REPORTS	CAPT OFF	VIEW	CRM.MENU	VRM.MENU		
HELP	OK/END	INSERT	LDELETE	PREV PG	NEXT PG	INQUIRY	CANCEL	Off			Popup

Account:21 BASE.12 Port:021 Menu:OE.REPORTS Capture:On

Order Entry Reports Selector

Daily Reports

- 1. Daily Order Register Report
- 2. Orders on Credit Hold Report
- 3. Releases on Credit Hold Report
- 4. In Picking GT 2 Days Report
- 5. Invoice Preview Report**
- 6. Items Below Cost Report
- 7. Price Override Report
- 8. Bill Complete Shipments not Billed
- 9. Daily Dropship Report
- 10. Order Preview Report
- 11. Release Preview Report
- 12. Pick Tickets on Price Hold Report
- 13. Shipped Releases on Price Hold Report
- 14. Non-Stock Price Hold Report
- 15. Daily Non-Stock Report
- 16. Picker, Packer Productivity Report
- 17. Ship Complete Shipments not Billed

Status Reports

- 18. Fill Rate Report
- 19. Open Orders
- 20. Open Orders by Customer
- 21. Open Consignments by Customer
- 22. Open Backorders by Product
- 23. Open Backorders By Vendor
- 24. Open Consignments by Product
- 25. Pro-forma/Quotes by Customer
- 26. Pro-forma/Quotes by Product
- 27. Future Orders by Customer
- 28. Future Orders by Product
- 29. Orders on Manual Hold Report
- 30. Releases on Manual Hold Report
- 31. Daily Balance Report
- 32. Daily Sales Report by Salesman

Enter Selection or END :

	CONTACTS	MAINT	DRILL	EXECINQ	REPORTS	CAPT OFF	VIEW	CRM.MENU	VRM.MENU		
HELP	OK/END	INSERT	LDELETE	PREV PG	NEXT PG	INQUIRY	CANCEL	Off			Popup

Account:65 BASE.12 Port:065 Menu:OE.REPORTS Capture:On

Order Entry Reports Selector

Daily Reports

- 1. Daily Order Register Report
- 2. Orders on Credit Hold Report
- 3. Releases on Credit Hold Report
- 4. In Picking GT 2 Days Report
- 5. Invoice Preview Report
- 6. Items Below Cost Report
- 7. Price Override Report
- 8. Bill Complete Shipments not Billed
- 9. Daily Dropship Report
- 10. Order Preview Report
- 11. Release Preview Report
- 12. Pick Tickets on Price Hold Report
- 13. Shipped Releases on Price Hold Report
- 14. Non-Stock Price Hold Report
- 15. Daily Non-Stock Report
- 16. Picker, Packer Productivity Report**
- 17. Ship Complete Shipments not Billed

Status Reports

- 18. Fill Rate Report
- 19. Open Orders
- 20. Open Orders by Customer
- 21. Open Consignments by Customer
- 22. Open Backorders by Product
- 23. Open Backorders By Vendor
- 24. Open Consignments by Product
- 25. Pro-forma/Quotes by Customer
- 26. Pro-forma/Quotes by Product
- 27. Future Orders by Customer
- 28. Future Orders by Product
- 29. Orders on Manual Hold Report
- 30. Releases on Manual Hold Report
- 31. Daily Balance Report
- 32. Daily Sales Report by Salesman

Enter Selection or END :

	CONTACTS	MAINT	DRILL	EXECINQ	REPORTS	CAPT OFF	VIEW	CRM.MENU	VRM.MENU		
HELP	OK/END	INSERT	LDELETE	PREV PG	NEXT PG	INQUIRY	CANCEL	Off			Popup

Picker, Packer Productivity

DAILY PICKER-PACKER PRODUCTIVITY REPORT FOR 08/26/04 25 Sep 2004 PAGE 1

EMP. NO	NAME	PICKER			PACKER		
		MTD LINES	AVG/DAY		MTD LINES	AVG/DAY	
1	JOHN JONES	0	1	1.0	0	1	1.0
2	MARK SMITH	0	4	4.0	0	0	0.0
3	JAMES WALTON	0	0	0.0	0	0	0.0
4	JOAN DOE	0	14	7.0	0	14	7.0
5	JOYRACE	0	1744	218.0	0	1744	218.0
07	JOY	0	0	0.0	0	2265	281.6
100	RALPH STEVENS	0	0	0.0	0	0	0.0
200	WAZEL WATERS	0	44	8.8	0	0	0.0
		0	1807	238.8	0	4023	481.6

8 records listed.

This report will provide you a look at your warehouse employee productivity.

Account:65 BASE.12 Port:065 Menu:OE.REPORTS Capture:On

Order Entry Reports Selector

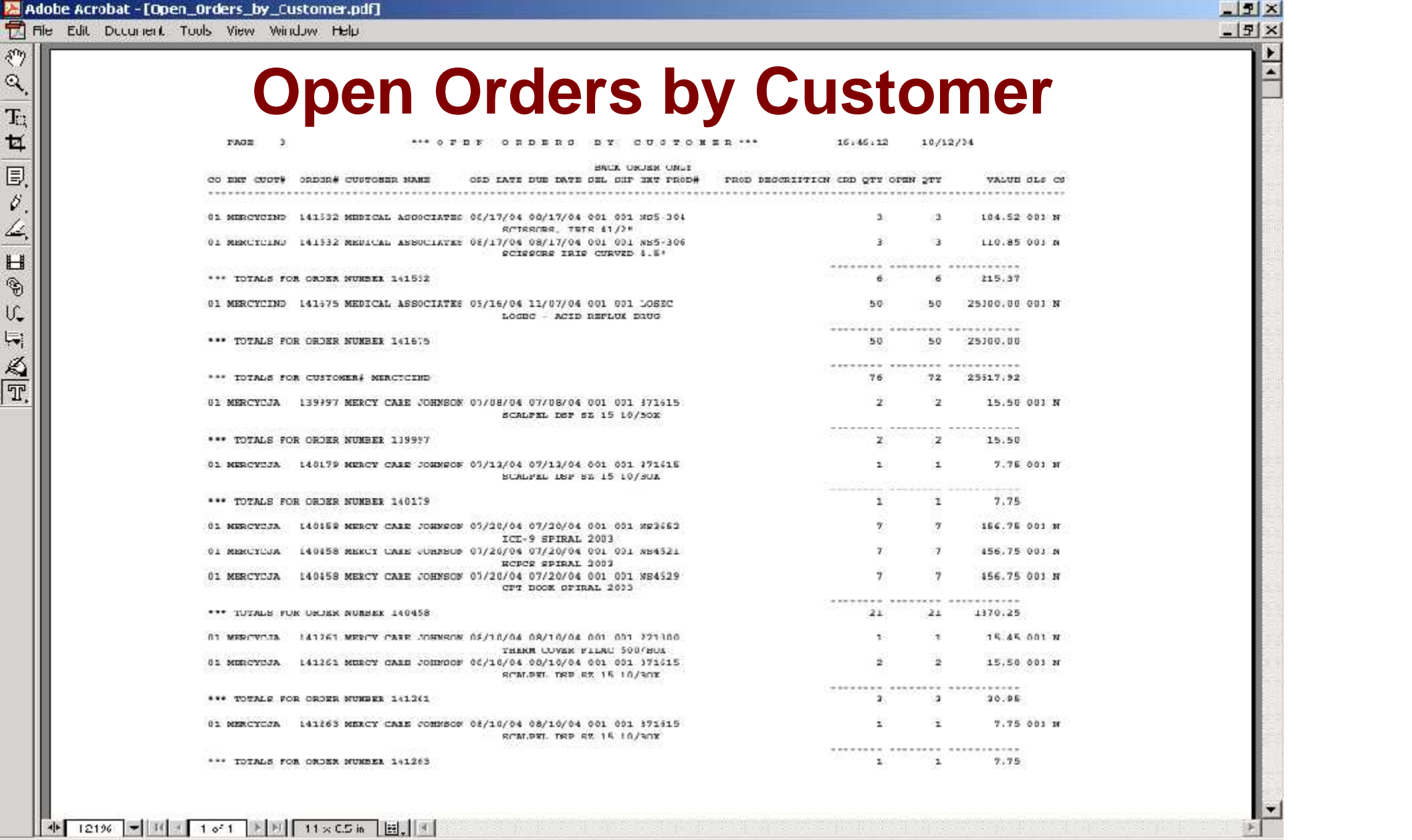
Daily Reports

- 1. Daily Order Register Report
- 2. Orders on Credit Hold Report
- 3. Releases on Credit Hold Report
- 4. In Picking GT 2 Days Report
- 5. Invoice Preview Report
- 6. Items Below Cost Report
- 7. Price Override Report
- 8. Bill Complete Shipments not Billed
- 9. Daily Dropship Report
- 10. Order Preview Report
- 11. Release Preview Report
- 12. Pick Tickets on Price Hold Report
- 13. Shipped Releases on Price Hold Report
- 14. Non-Stock Price Hold Report
- 15. Daily Non-Stock Report
- 16. Picker, Packer Productivity Report
- 17. Ship Complete Shipments not Billed

Status Reports

- 18. Fill Rate Report
- 19. Open Orders
- 20. Open Orders by Customer
- 21. Open Consignments by Customer
- 22. Open Backorders by Product
- 23. Open Backorders By Vendor
- 24. Open Consignments by Product
- 25. Pro-forma/Quotes by Customer
- 26. Pro-forma/Quotes by Product
- 27. Future Orders by Customer
- 28. Future Orders by Product
- 29. Orders on Manual Hold Report
- 30. Releases on Manual Hold Report
- 31. Daily Balance Report
- 32. Daily Sales Report by Salesman

Enter Selection or END :



This report will provide you a list of all open orders sorted by warehouse.

Account:65 BASE.12 Port:065 Menu:OE.REPORTS Capture:On

Order Entry Reports Selector

Daily Reports

- 1. Daily Order Register Report
- 2. Orders on Credit Hold Report
- 3. Releases on Credit Hold Report
- 4. In Picking GT 2 Days Report
- 5. Invoice Preview Report
- 6. Items Below Cost Report
- 7. Price Override Report
- 8. Bill Complete Shipments not Billed
- 9. Daily Dropship Report
- 10. Order Preview Report
- 11. Release Preview Report
- 12. Pick Tickets on Price Hold Report
- 13. Shipped Releases on Price Hold Report
- 14. Non-Stock Price Hold Report
- 15. Daily Non-Stock Report
- 16. Picker, Packer Productivity Report
- 17. Ship Complete Shipments not Billed

Status Reports

- 18. Fill Rate Report
- 19. Open Orders
- 20. Open Orders by Customer
- 21. Open Consignments by Customer
- 22. Open Backorders by Product
- 23. Open Backorders By Vendor
- 24. Open Consignments by Product
- 25. Pro-forma/Quotes by Customer
- 26. Pro-forma/Quotes by Product
- 27. Future Orders by Customer
- 28. Future Orders by Product
- 29. Orders on Manual Hold Report
- 30. Releases on Manual Hold Report
- 31. Daily Balance Report
- 32. Daily Sales Report by Salesman

Enter Selection or END :

Adobe Acrobat - [Open_Backorders_by_Product.pdf]

File Edit Document Links View Window Help

Open Backorders by Product

PART 1 *** OPEN BACKORDERS BY PRODUCT *** 14,47.23 10/12/04

BACK ORDER ONLY																
CO	ENT	PROD#	PROD DESCRIPTION	ENT	CUST#	ORDER#	CUSTOMER NAME	ORD DATE	DUE DATE	DEL	SEP	ORD QTY	OPEN QTY	VALUE	CLS	CH
01	02	5300	GLOVE NG ULTRACARE SZ 100	MERCYCIND	141464	MEDICAL ASSOCIATES	08/16/04	08/16/04	001	001		2	2	13.50	001	N
*** TOTALS FOR PRODUCT NUMBER 02-5300												2	2	13.50		
01	221000		THERM COVER FILAC 500/BOX	MERCYCICA	141261	MERCY CARE JOHNSON	08/10/04	08/10/04	001	001		1	1	15.45	001	N
*** TOTALS FOR PRODUCT NUMBER 221000												1	1	15.45		
01	309626		STRANDL 1CC 2535/3 130/BX	MERCYCICA	141264	MERCY CARE JOHNSON	08/10/04	08/10/04	001	001		1	1	14.23	001	N
01	309626		STRANDL 1CC 2535/3 130/BX	MERCYUNAK	141373	MERLE LAKE MARION	08/15/04	08/15/04	001	001		1	1	14.23	001	N
*** TOTALS FOR PRODUCT NUMBER 309626												2	2	28.46		
01	367203		RIS CHL REF RPTV LGE 210	MERCYCICA	141549	MERCY CARE JOHNSON	08/17/04	08/17/04	001	001		2	1	56.85	001	N
*** TOTALS FOR PRODUCT NUMBER 367203												2	1	56.85		
01	371615		SCALPEL DRP SZ 15 10/BOX	MERCYCIND	139901	MEDICAL ASSOCIATES	07/06/04	07/06/04	001	001		2	2	21.88	001	N
01	371615		SCALPEL DSP SZ 15 10/BOX	MERCYCIND	140917	MEDICAL ASSOCIATES	08/02/04	08/02/04	001	001		2	2	21.88	001	N
01	371615		SCALPEL DSP SZ 15 10/BOX	MERCYCICA	139999	MERCY CARE JOHNSON	07/08/04	07/08/04	001	001		2	2	15.50	001	N
01	371615		SCALPEL DSP SZ 15 10/BOX	MERCYULA	140179	MERLE LAKE JOHNSON	07/13/04	07/13/04	001	001		1	1	7.75	001	N
01	371615		SCALPEL DSP SZ 15 10/BOX	MERCYCICA	141261	MERCY CARE JOHNSON	08/10/04	08/10/04	001	001		2	2	15.50	001	N
01	371615		SCALPEL DRP SZ 15 10/BOX	MERCYCICA	141263	MERCY CARE JOHNSON	08/10/04	08/10/04	001	001		1	1	7.75	001	N
01	371615		SCALPEL DSP SZ 15 10/BOX	MERCYCIND	139605	MERCY CARE MARION	06/29/04	06/29/04	001	001		2	2	15.50	001	N
01	371615		SCALPEL DSP SZ 15 10/BOX	MERCYUNAK	140987	MERLE LAKE MARION	08/03/04	08/03/04	001	001		1	1	7.75	001	N
*** TOTALS FOR PRODUCT NUMBER 371615												13	13	113.51		
01	450		CUP, PAPER 31/200 100/DX	MERCYCIV	141346	MERCY CARE VERNON	08/12/04	08/12/04	001	001		50	15	55.35	001	N
*** TOTALS FOR PRODUCT NUMBER 450												50	15	55.35		

121% 1 of 1 11 x 8.5 in

This report will provide you a look at all backorders sorted by product.

Account:65 BASE.12 Port:065 Menu:OE.REPORTS Capture:On

Order Entry Reports Selector

Daily Reports

- 1. Daily Order Register Report
- 2. Orders on Credit Hold Report
- 3. Releases on Credit Hold Report
- 4. In Picking GT 2 Days Report
- 5. Invoice Preview Report
- 6. Items Below Cost Report
- 7. Price Override Report
- 8. Bill Complete Shipments not Billed
- 9. Daily Dropship Report
- 10. Order Preview Report
- 11. Release Preview Report
- 12. Pick Tickets on Price Hold Report
- 13. Shipped Releases on Price Hold Report
- 14. Non-Stock Price Hold Report
- 15. Daily Non-Stock Report
- 16. Picker, Packer Productivity Report
- 17. Ship Complete Shipments not Billed

Status Reports

- 18. Fill Rate Report
- 19. Open Orders
- 20. Open Orders by Customer
- 21. Open Consignments by Customer
- 22. Open Backorders by Product
- 23. Open Backorders By Vendor
- 24. Open Consignments by Product
- 25. Pro-forma/Quotes by Customer
- 26. Pro-forma/Quotes by Product
- 27. Future Orders by Customer
- 28. Future Orders by Product
- 29. Orders on Manual Hold Report
- 30. Releases on Manual Hold Report
- 31. Daily Balance Report
- 32. Daily Sales Report by Salesman

Enter Selection or END :

Adobe Acrobat - [Open_Backorders_by_Vendor.pdf]

File Edit Document Tools View Window Help

Open Backorders by Vendor

Open Backorder Report: by Vendor Run 04:47:55pm 12 Oct 2004 PAGE 6

ORDER.....	A.CJST.NO....	CVST.NAME.1....	VEND.NO.UV....	PRODUCT#.....	PRODUCT DESCRIPTION	CRD.QTY	OPEN.QTY	VEND.ONORD	TWES
01140351	PELLARE	KESSLER REEAB G	MILIX	NS33-210	UNNA CUMBUONE	5		0	001
01140351	PELLARE	KESSLER REEAB G	MILIX	NS37-3100	CAST SPREADER 1	1	1	1	001
01140351	PELLARE	KESSLER REEAB G	MILIX	NS40-205	NAIL BITTERS	5		0	001
01141429	MERTYCMAR	MERCY CARE MARI	MILIX	NS40-224	NAIL SPLITTER 4	1	1	1	001
01140351	PELLARE	KESSLER REEAB G	MILIX	NS40-25100	TISSUE RIPPER 0	5		0	001
01141532	MERTYCIND	MEDICAL ASSOCIA	MILIX	NS5-304	SCISSORS, LEIS	3	3	0	001
01141532	MERTYCIND	MEDICAL ASSOCIA	MILIX	NS5-304	SCISSORS TRIS 0	3	3	0	001
01140351	PELLARE	KESSLER REEAB G	MILIX	NS5-314	SCISSORS STRAIN	5		0	001
01140351	PELLARE	KESSLER REEAB G	MILIX	NS5-569	CAST SHEARS 8"	1		0	001
01141542	MERTYCO	MERCY CARE DLAI	MILIX	NS6-121	FORCEPS ADDON 1	5	5	0	001
01140351	PELLARE	KESSLER REEAB G	MILIX	NS7-38	FORCEPS KELLY 2	5		0	001
			MILIX			70	17	6	
01141464	MERTYCIND	MEDICAL ASSOCIA	MM	82002	SCOTCHCAST 2" W	2		0	001
01141540	MERTYCO	MERCY CARE CEDA	MM	82003	SCOTCHCAST 3" W	1	1	8	001
01141464	MERTYCIND	MEDICAL ASSOCIA	MM	82002	SCOTCHCAST 3" W	2	2	0	001
01141464	MERTYCIND	MEDICAL ASSOCIA	MM	82004	SCOTCHCAST 4" W	2		4	001
01141540	MERTYCO	MERCY CARE CEDA	MM	82004	CAST PASTING 4"	1		0	001
01141540	MERTYCO	MERCY CARE CEDA	MM	NS04	STUCK-NEXTE 4"	1		0	001
			MM			9	3	20	
01140251	PELLARE	KESSLER REEAB G	WICLEY	NS090200	DOPPLER	1		0	001
			WICLEY			1	0	0	
01140617	MERTYCMAR	MERCY CARE MARI	IRENIE	NS9006417	ELECTRODE DIAMO	1	1	0	001
01140617	MERTYCMAR	MERCY CARE MARI	IRENIE	NS9006410	ELECTRODE DIAMO	1	1	0	001
			IRENIE			2	2	0	
01141462	JMC	UNIVERSITY MEDI	SECA	NS216	STADIOMETER	1	1	1	001
			SECA			1	1	1	
01140917	MERTYCIND	MEDICAL ASSOCIA	SENECA	1208764	REFLECTRON POTTE	2		0	001
01141464	MERTYCIND	MEDICAL ASSOCIA	SENECA	1208764	REFLECTRON POTTE	2		0	001
01140405	MERTYCIND	MEDICAL ASSOCIA	SENECA	321254	URUVAC TUBE LIJ	1		0	001
01141464	MERTYCIND	MEDICAL ASSOCIA	SENECA	417146	CHEMSTRIP MICRA	3		0	001
01141464	MERTYCIND	MEDICAL ASSOCIA	SENECA	744948	REFLECTRON, GLUC	2		0	001
01141540	MERTYCO	MERCY CARE CEDA	SENECA	8970	SHARPS CONT, SI	5	2	0	001
01141541	MERTYCO	MERCY CARE DLAI	SENECA	9970	SHARPS CONT, SI	10	7	0	001
01141422	MERTYCV	MERCY CARE VERN	SENECA	NS1092	STEM-LUNAPE 222	1	1	1	001
01141303	MMC	UNIVERSITY WEST	SENECA	NS12240	TAPR "NDX" OXYS	4	4	4	001
01141422	MERTYCV	MERCY CARE VERN	SENECA	NS150192	WEERIL CAST PAD	1	1	1	001
01139219	MERTYCMAR	MERCY CARE MARI	SENECA	NS59520001	SHUR-BAND BANDA	1		0	001

121% | 10" | 11 x 8.5 in

This report will provide you a look at all backorders sorted by vendor.

Account:65 BASE.12 Port:065 Menu:OE.REPORTS Capture:On

Order Entry Reports Selector

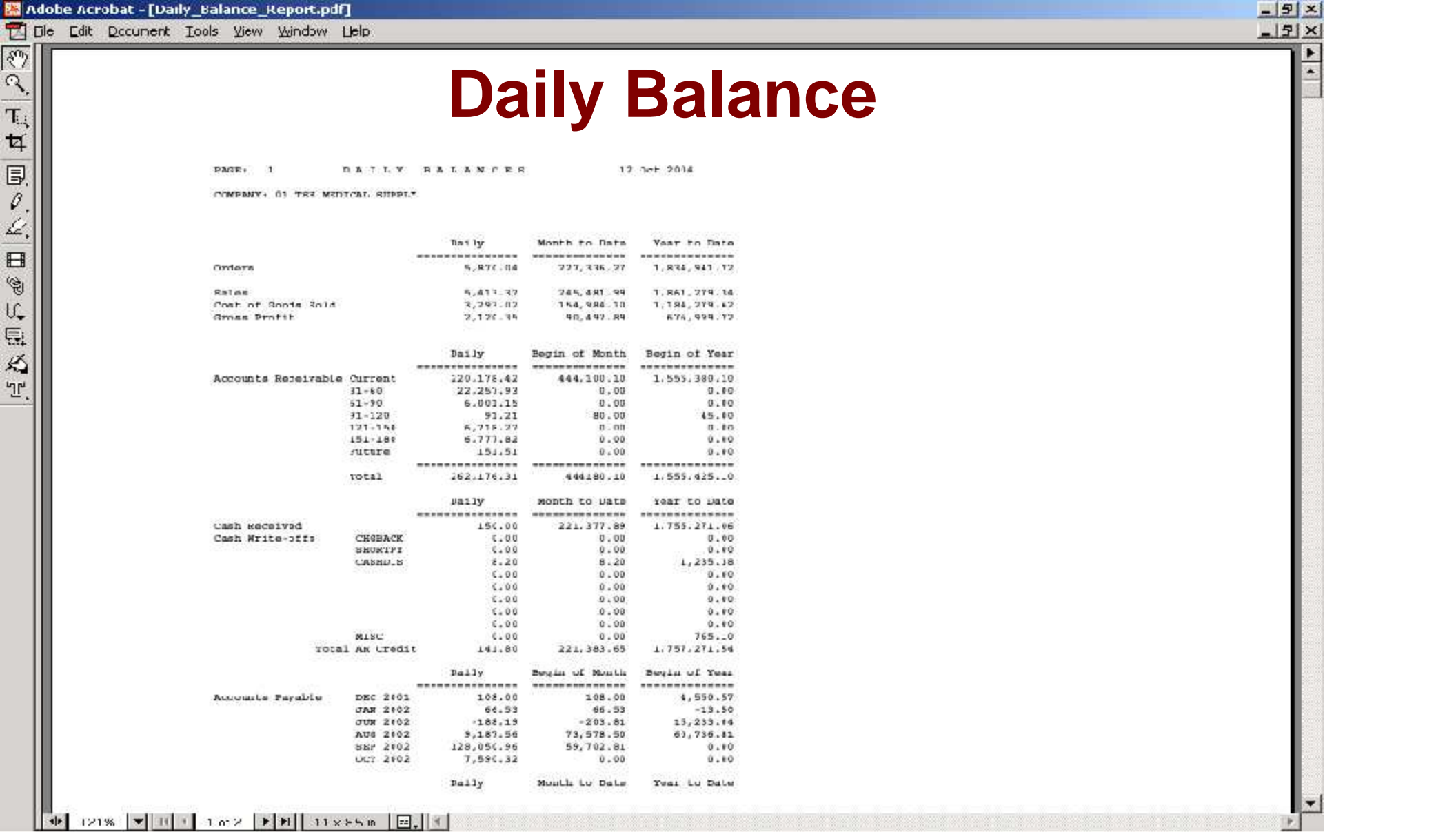
Daily Reports

- 1. Daily Order Register Report
- 2. Orders on Credit Hold Report
- 3. Releases on Credit Hold Report
- 4. In Picking GT 2 Days Report
- 5. Invoice Preview Report
- 6. Items Below Cost Report
- 7. Price Override Report
- 8. Bill Complete Shipments not Billed
- 9. Daily Dropship Report
- 10. Order Preview Report
- 11. Release Preview Report
- 12. Pick Tickets on Price Hold Report
- 13. Shipped Releases on Price Hold Report
- 14. Non-Stock Price Hold Report
- 15. Daily Non-Stock Report
- 16. Picker, Packer Productivity Report
- 17. Ship Complete Shipments not Billed

Status Reports

- 18. Fill Rate Report
- 19. Open Orders
- 20. Open Orders by Customer
- 21. Open Consignments by Customer
- 22. Open Backorders by Product
- 23. Open Backorders By Vendor
- 24. Open Consignments by Product
- 25. Pro-forma/Quotes by Customer
- 26. Pro-forma/Quotes by Product
- 27. Future Orders by Customer
- 28. Future Orders by Product
- 29. Orders on Manual Hold Report
- 30. Releases on Manual Hold Report
- 31. Daily Balance Report
- 32. Daily Sales Report by Salesman

Enter Selection or END :



This report will provide a look at daily balances for orders, Accounts Receivables, Accounts Payables, and Purchase Orders. It is also run during end of day.

Account:65 BASE.12 Port:065 Menu:OE.REPORTS Capture:On

Order Entry Reports Selector

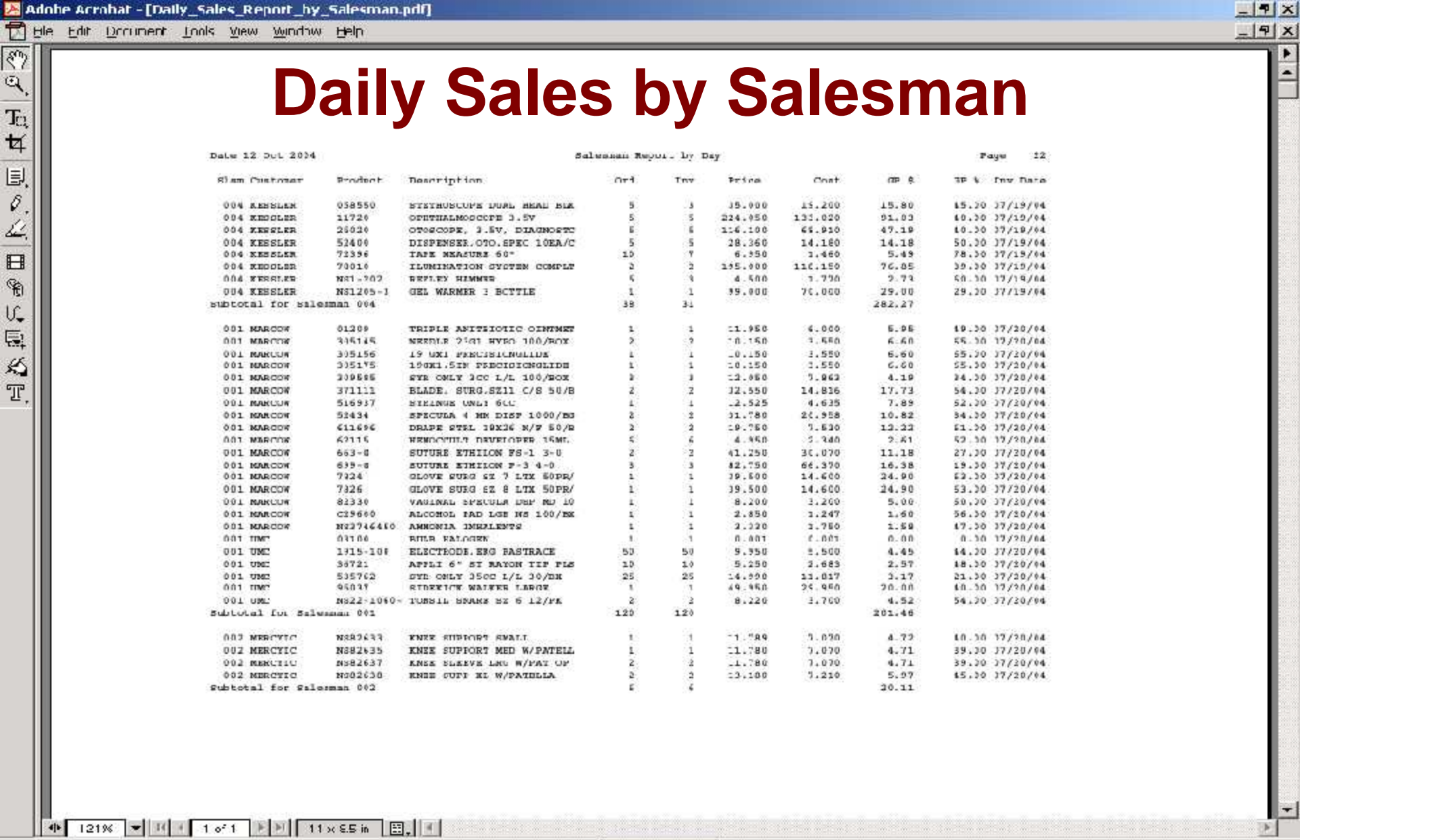
Daily Reports

- 1. Daily Order Register Report
- 2. Orders on Credit Hold Report
- 3. Releases on Credit Hold Report
- 4. In Picking GT 2 Days Report
- 5. Invoice Preview Report
- 6. Items Below Cost Report
- 7. Price Override Report
- 8. Bill Complete Shipments not Billed
- 9. Daily Dropship Report
- 10. Order Preview Report
- 11. Release Preview Report
- 12. Pick Tickets on Price Hold Report
- 13. Shipped Releases on Price Hold Report
- 14. Non-Stock Price Hold Report
- 15. Daily Non-Stock Report
- 16. Picker, Packer Productivity Report
- 17. Ship Complete Shipments not Billed

Status Reports

- 18. Fill Rate Report
- 19. Open Orders
- 20. Open Orders by Customer
- 21. Open Consignments by Customer
- 22. Open Backorders by Product
- 23. Open Backorders By Vendor
- 24. Open Consignments by Product
- 25. Pro-forma/Quotes by Customer
- 26. Pro-forma/Quotes by Product
- 27. Future Orders by Customer
- 28. Future Orders by Product
- 29. Orders on Manual Hold Report
- 30. Releases on Manual Hold Report
- 31. Daily Balance Report
- 32. Daily Sales Report by Salesman

Enter Selection or END :



Daily Sales by Salesman

Date 12 Jul 2004 Salesman Report - by Day Page 12

Item Customer	Product	Description	Qty	Inv	Price	Cost	GP %	SP %	Inv Date
004 KESSLER	058550	STETHOSCOPE DUAL HEAD BIA	5	3	35.000	15.200	15.80	15.20	37/19/04
004 KESSLER	11720	OPHTHALMOSCOPE 3.5V	5	5	224.050	131.020	91.03	10.20	37/19/04
004 KESSLER	21020	OTOSCOPE, 3.5V, DIAGNOSTIC	5	5	116.100	65.950	47.19	10.20	37/19/04
004 KESSLER	52400	DISPENSEE,OTO,SPEC 10EA/C	5	5	28.360	14.180	14.18	50.20	37/19/04
004 KESSLER	72396	TAPE MEASURE 50"	10	7	6.350	3.460	5.49	78.20	37/19/04
004 KESSLER	70010	ILLUMINATION SYSTEM COMPLE	2	2	135.000	110.150	76.05	39.20	37/19/04
004 KESSLER	N81-702	REFLEX MIRROR	6	4	4.400	3.750	9.79	60.30	37/19/04
004 KESSLER	N81205-1	GEL WARMER 1 BOTTLE	1	1	99.000	70.000	29.00	29.20	37/19/04
Subtotal for Salesman 004			38	31			282.27		
001 MARCOW	01209	TRIPLE ANTISEPTIC OINTMENT	1	1	11.950	4.000	6.96	19.20	37/20/04
001 MARCOW	316114	MERRILE 2101 HYPO 100/BOX	2	2	70.150	3.680	6.60	24.20	37/20/04
001 MARCOW	395156	19 UK1 PHELESIACMULLUS	1	1	10.150	3.550	6.60	55.20	37/20/04
001 MARCOW	395175	15UK1.5IN PEDIODICMOLIDS	1	1	10.150	3.550	6.60	55.20	37/20/04
001 MARCOW	399686	SYR ONLY 3500 L/L 100/BOX	2	3	12.060	5.062	4.19	24.20	37/20/04
001 MARCOW	371111	BLADE, SURG, SZ11 C/S 50/B	2	2	32.550	14.836	17.73	54.20	37/20/04
001 MARCOW	516937	STERILUS UNLS 6CU	1	1	12.525	4.625	7.89	52.20	37/20/04
001 MARCOW	52434	SPECULA 4 MM DIA# 1000/BO	2	2	31.780	20.958	10.82	34.20	37/20/04
001 MARCOW	611696	DRAPE STEL 10X26 M/P 50/B	2	2	19.750	5.620	12.22	61.20	37/20/04
001 MARCOW	67116	HEMOCHELT DRAPE/OPR 14M.	6	6	4.460	5.940	2.61	62.20	37/20/04
001 MARCOW	663-8	SUTURE ETHILON PS-1 3-0	2	2	41.250	30.070	11.18	27.20	37/20/04
001 MARCOW	659-8	SUTURE ETHILON P-3 4-0	3	3	82.750	66.370	16.38	19.20	37/20/04
001 MARCOW	7324	GLOVE SURG SZ 7 LTX 50PR/	1	1	19.600	14.600	24.90	62.20	37/20/04
001 MARCOW	7326	GLOVE SURG SZ 8 LTX 50PR/	1	1	39.500	14.600	24.90	53.20	37/20/04
001 MARCOW	82330	VAGINAL SPECULA USP NO 10	1	1	8.200	3.200	5.00	50.20	37/20/04
001 MARCOW	C29660	ALCOHOL IAD LGE NS 100/EX	1	1	2.850	1.247	1.60	56.20	37/20/04
001 MARCOW	N82716410	AMMONIA IMMERLENTS	1	1	2.220	3.750	1.59	17.20	37/20/04
001 TIME	01106	RIBB PAPER	1	1	0.001	0.001	0.00	0.20	37/20/04
001 UMC	1715-108	ELECTRODE, ECG PASTRACE	50	50	9.350	2.500	4.45	14.20	37/20/04
001 UMC	38721	APPLI 6" ST RAYON TIP PLS	10	10	5.250	2.683	2.57	18.20	37/20/04
001 UMC	535762	SYR ONLY 3500 L/L 30/EX	25	25	14.000	13.017	3.17	21.20	37/20/04
001 TIME	04037	STYRENE WATFER LBRGY	1	1	46.460	26.460	20.00	10.20	37/20/04
001 UML	N822-1060-	TURBIL BRANS BX 6 12/PE	2	2	8.220	3.700	4.52	54.20	37/20/04
Subtotal for Salesman 001			120	120			201.46		
002 MERCYIC	N882633	KNEE SUPPORT SMALL	1	1	11.980	7.070	4.71	10.20	37/20/04
002 MERCYIC	N882635	KNEE SUPPORT MED W/PATELL	1	1	11.780	7.070	4.71	39.20	37/20/04
002 MERCYIC	N882637	KNEE SLEEVE LRG W/PAT OP	2	2	11.780	7.070	4.71	39.20	37/20/04
002 MERCYIC	N882630	KNEE CUFF XL W/PATELLA	2	2	12.100	7.210	5.97	15.20	37/20/04
Subtotal for Salesman 002			6	6			20.11		

This report will provide a look at daily sales by salesman and invoice date.

Account:65 BASE.12 Port:065 Menu:ACCT.RPTS Capture:On

Accounting Reports

Daily

- 1. Invoice Register
- 2. Consignment Memo Register
- 3. Credit Memo Register
- 4. Tax Register
- 5. Chargeback Register
- 6. Bill of Lading Register

Weekly

- 7. Gross Profit Report

Monthly

- 8. Invoice Register
- 9. Consignment Memo Register
- 10. Credit Memo Register
- 11. Bill of Lading Register
- 12. Commission Menu**
- 13. Tax Register
- 14. Gross Profit Report
- 15. Chargeback Register
- 16. Returns Analysis
- 17. Tax Jurisdiction Summary
- 18. Lot Gross Profit Report (Detail)
- 19. Lot Gross Profit Report (Summary)

Enter Selection or END :

Account:65 BASE.12 Port:065 Menu:ACCT.COMM.MENU Capture:On

Commission Menu

1. Commission Report

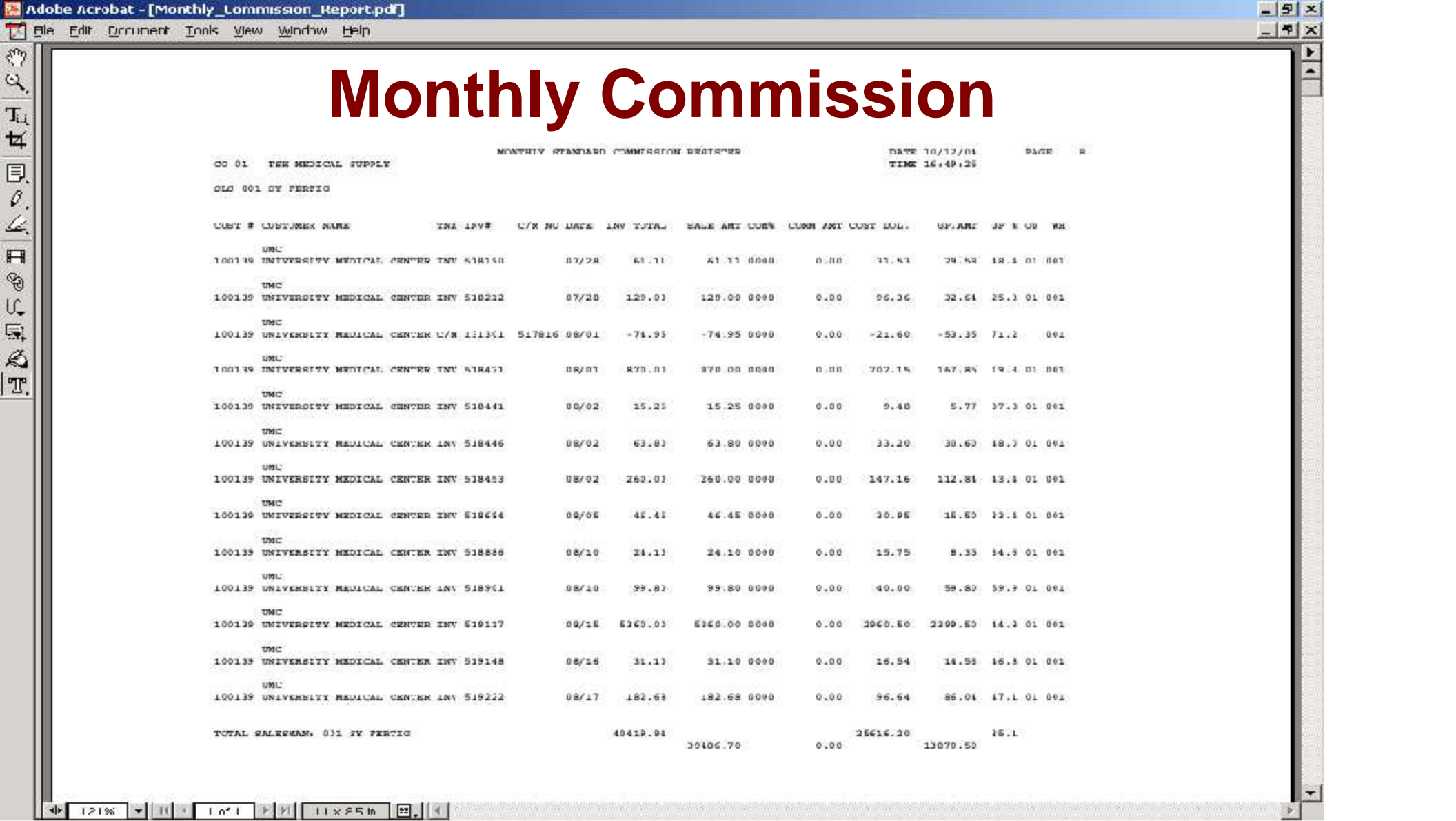
2. Open Commission File Maintenance

3. Paid A/R Calculation Program

4. Open Commission Report

5. Paid Commission Report

Enter Selection or END :



Monthly Commission

CO 01 TSH MEDICAL SUPPLY MONTHLY STANDARD COMMISSION BREAKDOWN DATE 10/12/01 PAGE 1
OLD 001 BY FERCIO TIME 16:49:25

CUST #	CUSTOMER NAME	INV. INV#	C/R NO DATE	INV TOTAL	SALE AMT CUR\$	COMM AMT	CUST DOL.	UP. AMT	GP %	OB	WH
100149	UNIVERSITY MEDICAL CENTER INV 518150		07/28	61.71	61.71 0000	0.00	11.53	24.52	18.1	01	001
	UMC										
100139	UNIVERSITY MEDICAL CENTER INV 518212		07/28	129.03	129.00 0000	0.00	56.36	32.61	25.1	01	001
	UMC										
100139	UNIVERSITY MEDICAL CENTER C/R 111301	517816	08/01	-74.95	-74.95 0000	0.00	-21.60	-53.35	71.2		001
	UMC										
100149	UNIVERSITY MEDICAL CENTER INV 518421		08/01	870.03	870.00 0000	0.00	702.14	167.86	19.4	01	001
	UMC										
100139	UNIVERSITY MEDICAL CENTER INV 518441		08/02	15.25	15.25 0000	0.00	9.40	5.77	17.3	01	001
	UMC										
100139	UNIVERSITY MEDICAL CENTER INV 518446		08/02	63.80	63.80 0000	0.00	33.20	30.60	48.7	01	001
	UMC										
100139	UNIVERSITY MEDICAL CENTER INV 518423		08/02	260.03	260.00 0000	0.00	147.16	112.84	13.4	01	001
	UMC										
100139	UNIVERSITY MEDICAL CENTER INV 518664		08/06	46.41	46.45 0000	0.00	30.95	15.50	13.1	01	001
	UMC										
100139	UNIVERSITY MEDICAL CENTER INV 518886		08/10	24.13	24.10 0000	0.00	15.75	8.35	34.9	01	001
	UMC										
100139	UNIVERSITY MEDICAL CENTER INV 518901		08/10	99.80	99.80 0000	0.00	40.00	59.80	59.9	01	001
	UMC										
100139	UNIVERSITY MEDICAL CENTER INV 519117		08/16	5260.03	5260.00 0000	0.00	2960.50	2299.50	14.3	01	001
	UMC										
100139	UNIVERSITY MEDICAL CENTER INV 519148		08/16	31.13	31.10 0000	0.00	16.54	14.56	16.3	01	001
	UMC										
100139	UNIVERSITY MEDICAL CENTER INV 519222		08/17	182.68	182.68 0000	0.00	96.64	86.04	17.1	01	001
	UMC										
TOTAL SALESMAN: 031 BY FERCIO				40419.91	39406.70	0.00	2646.20	13070.50	28.1		

This report will provide a basis for commission payments.
The report is also part of the month end program.

Account:25 BASE.12 Port:025 Menu:ACCT.COMM.MENU Capture:On

Commission Menu

1. Commission Report

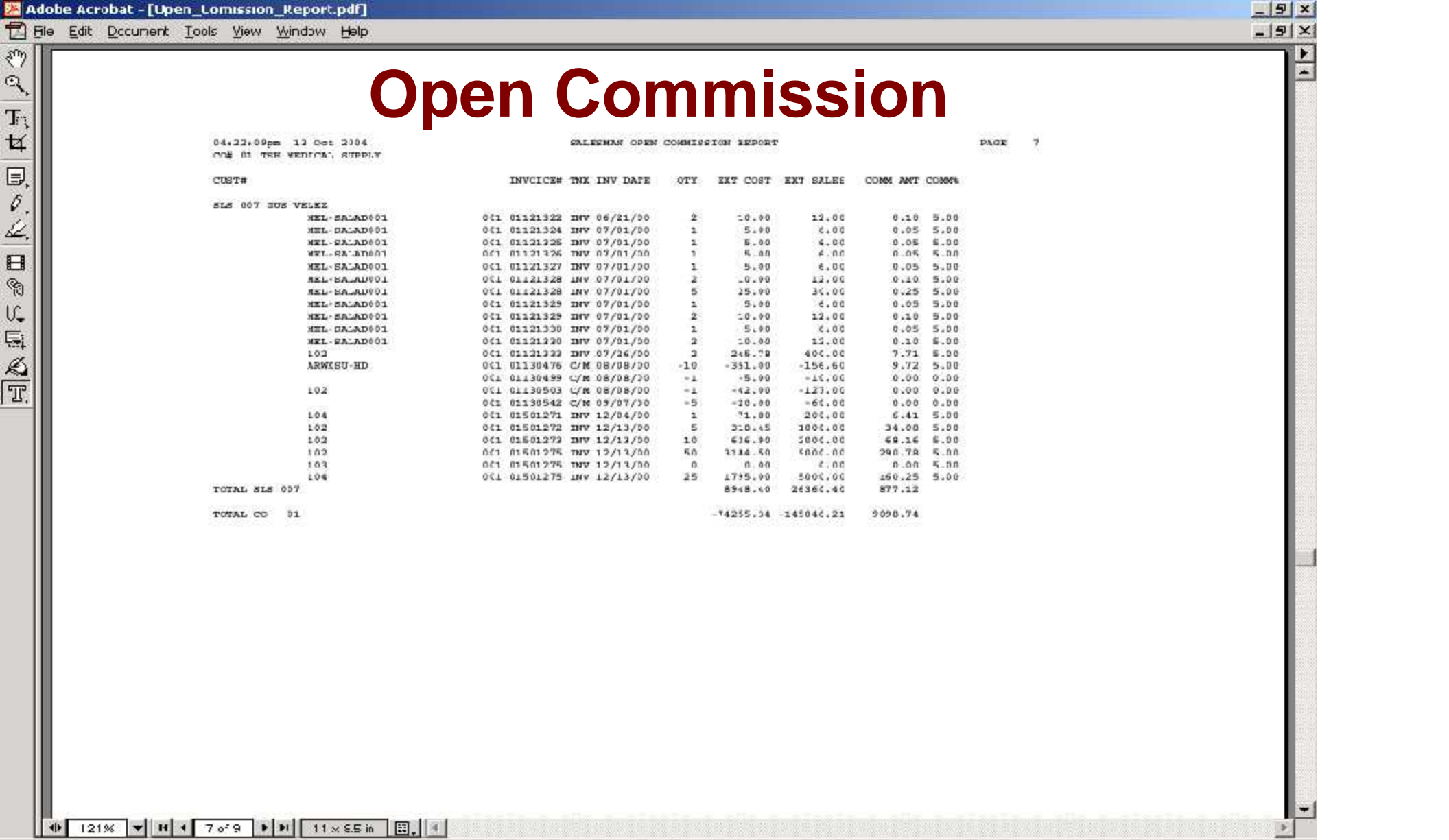
2. Open Commission File Maintenance

3. Paid A/R Calculation Program

4. Open Commission Report

5. Paid Commission Report

Enter Selection or END :



Open Commission

04:22:09pm 13 Oct 2004
CME AT THE MENTOR, SUPPLY

SALESMAN OPEN COMMISSION REPORT

PAGE 7

CUST#	INVOICE#	TXN	INV DATE	QTY	EXT COST	EXT SALES	COMM AMT	COM%
SLS 007 SUS VELEZ								
MEL-SALAD#01	001	01121322	INV 06/21/00	2	-10.00	12.00	0.10	5.00
MEL-SALAD#01	001	01121324	INV 07/01/00	1	5.00	6.00	0.05	5.00
MEL-SALAD#01	001	01121325	INV 07/01/00	1	6.00	4.00	0.05	5.00
MEL-SALAD#01	001	01121326	INV 07/01/00	1	6.00	6.00	0.05	5.00
MEL-SALAD#01	001	01121327	INV 07/01/00	1	5.00	6.00	0.05	5.00
MEL-SALAD#01	001	01121328	INV 07/01/00	2	-0.00	12.00	0.10	5.00
MEL-SALAD#01	001	01121328	INV 07/01/00	5	25.00	30.00	0.25	5.00
MEL-SALAD#01	001	01121329	INV 07/01/00	1	5.00	6.00	0.05	5.00
MEL-SALAD#01	001	01121329	INV 07/01/00	2	-0.00	12.00	0.10	5.00
MEL-SALAD#01	001	01121330	INV 07/01/00	1	5.00	6.00	0.05	5.00
MEL-SALAD#01	001	01121330	INV 07/01/00	2	-0.00	12.00	0.10	5.00
102	001	01121322	INV 07/26/00	3	246.75	400.00	7.71	5.00
ARWISU-HD	001	01130476	C/M 08/08/00	-10	-351.00	-156.60	9.72	5.00
	001	01130489	C/M 08/08/00	-1	-5.00	-10.00	0.00	0.00
102	001	01130503	C/M 08/08/00	-1	-42.00	-127.00	0.00	0.00
	001	01130542	C/M 09/07/00	-5	-20.00	-60.00	0.00	0.00
104	001	01501271	INV 12/04/00	1	71.00	200.00	6.41	5.00
102	001	01501272	INV 12/13/00	5	310.45	1000.00	34.00	5.00
102	001	01501272	INV 12/13/00	10	636.90	1000.00	49.16	5.00
102	001	01501276	INV 12/13/00	40	3384.60	1000.00	240.78	5.00
103	001	01501276	INV 12/13/00	0	0.00	0.00	0.00	5.00
104	001	01501275	INV 12/13/00	25	1795.90	5000.00	160.25	5.00
TOTAL SLS 007					8548.40	24360.40	877.12	
TOTAL CO 01					-74255.04	-145040.21	0000.74	

This report highlights sales amounts, open commission amounts, and commission percent.

Account:412 DEMO.12 Port:412 Menu:AR.MONTHLY.REPORTS Capture:On

Accounts Receivable Month End Reports Selector

Monthly Updates

1. Update Aging to Customer File

Monthly Reports

- 6. Cash Receipts Journal
- 7. Monthly Cash Register by Customer
- 8. Summary Cash Register by Bank
- 9. Adjustment Journal
- 10. Customer Ledger Card Print
- 11. Detail Aged A/R Report**
- 12. Netted Open Item ATB
- 13. Summary Aged A/R by Customer
- 14. Summary Aged AR by Salesman
- 15. Consolidated Summary Aged AR

Service Charges

- 2. Service Charge Calculation
- 3. Service Charge Report/GL Update
- 4. Open Service Charge Listing
- 5. Paid Service Charge Report

- 16. Overdue A/R Report
- 17. Statements
- 18. Monthly Billing Invoice Print
- 19. Cash Flow Position Report-printer
- 20. Unapplied Cash Listing
- 21. Detail Overdue Report

Enter Selection or END :

Account:65 BASE.12 Port:065 Menu:AR.MONTHLY.REPORTS Capture:On

Accounts Receivable Month End Reports Selector

Monthly Updates

1. Update Aging to Customer File

Monthly Reports

6. Cash Receipts Journal

7. Monthly Cash Register by Customer

8. Summary Cash Register by Bank

9. Adjustment Journal

10. Customer Ledger Card Print

11. Detail Aged A/R Report

12. Netted Open Item ATB

13. Summary Aged A/R by Customer

14. Summary Aged AR by Salesman

15. Consolidated Summary Aged AR

Service Charges

2. Service Charge Calculation

3. Service Charge Report/GL Update

4. Open Service Charge Listing

5. Paid Service Charge Report

16. Overdue A/R Report

17. Statements

18. Monthly Billing Invoice Print

19. Cash Flow Position Report-printer

20. Unapplied Cash Listing

21. Detail Overdue Report

Enter Selection or END :

Summary Aged Accounts Receivable by Customer

SUMMARY A/R SCHEDULE BY COMPANY
 DEDUCT CREDITS AGAINST OLDEST TERMS

DATE: 10/12/04 PAGE: 2
 TIME: 16:50:50

CO #:	01	TRN MEDICAL SUPPLY									
CUST #	A.CUST NO	A/R	CURRENT	31-60	61-90	91-120	121+OVER	YTD	LAST ORDER	LAST PMT	
	CUSTOMER NAME	BALANCE						SALES	DATE	DATE	
100402	NEW YORK UNIVERSITY		622.57		0.00		0.00		07/07/01		
100404	UNIVERSAL HOSPITAL SERVICE	657.26	657.26	0.00	0.00	0.00	0.00	657.26	07/03/01	01/12/04	
100139	UNIVERSITY MEDICAL CENTER	11,694.98	11,694.98	0.00	0.00	0.00	0.00	114,383.77	08/17/01	08/18/04	
*****	COMPANY: 01 TOTAL	12,974.81	12,974.81	186.54	0.00	0.00	0.00	380,676.10			
	% OF TOTAL A/P		92.3%	0.3%	0.0%	0.0%	0.0%				
	A/R CREDIT BAL	0.00									
*****	FINAL TOTAL	12,974.81	12,974.81	186.54	0.00	0.00	0.00	380,676.10			
	% OF TOTAL A/P		92.3%	0.3%	0.0%	0.0%	0.0%				
	A/R CREDIT BAL	0.00									

This report will provide a summary of detailed aging by aging category.

Account:65 BASE.12 Port:065 Menu:AR.MONTHLY.REPORTS Capture:On

Accounts Receivable Month End Reports Selector

Monthly Updates

1. Update Aging to Customer File

Monthly Reports

- 6. Cash Receipts Journal
- 7. Monthly Cash Register by Customer
- 8. Summary Cash Register by Bank
- 9. Adjustment Journal
- 10. Customer Ledger Card Print
- 11. Detail Aged A/R Report
- 12. Netted Open Item ATB
- 13. Summary Aged A/R by Customer
- 14. Summary Aged AR by Salesman
- 15. Consolidated Summary Aged AR

Service Charges

- 2. Service Charge Calculation
- 3. Service Charge Report/GL Update
- 4. Open Service Charge Listing
- 5. Paid Service Charge Report

- 16. Overdue A/R Report
- 17. Statements
- 18. Monthly Billing Invoice Print
- 19. Cash Flow Position Report-printer
- 20. Unapplied Cash Listing
- 21. Detail Overdue Report

Enter Selection or END :

Overdue Accounts Receivable

ACCOUNTS RECEIVABLE OVERDUE REPORT BY COMPANY DATE: 10/12/04 PAGE: 1
 FISCAL PERIOD: 08/04 MONTH END DATE: 10/30/04 TIME: 16:51:22

CO# 01 SAN MEDICAL SUPPLY

CUST #	A.CUST NO CUSTOMER NAME	SLG	CR LIMIT	A/R BAL	LET PAY DATE	LET PAY AMOUNT	PD TO DATE	YTD SALES	HIGH BAL	AVG PAY DAYS	C/M
100197	KEGGLER KEGGLER REHAB GROUP 373-528-3150	004	10000	31186.26	02/05/04	1690.81	12270.49	55921.99	21196	31	N
					OLDEST INV DATE	CURRENT					
					517569	07/15/04	24477.56	0.00	0.00		
100476	MARCUM MICHAEL MARUMITE MD 719-555-1212	001	5000	7481.02	08/15/04	1900.00	10253.11	14627.46	11358	45	N
					OLDEST INV DATE	CURRENT					
					512214	04/15/04	1669.73	0.00	5240.60		
100240	MERCYCD MERCY CARE BIAIWBERRY 319-378-8362	001	10000	1371.43	02/13/04	781.89	2473.49	20095.70	6668	36	N
					OLDEST INV DATE	CURRENT					
					516090	06/13/04	126.77	0.00	0.00		
100566	MERCYCIND MERCY LAKE CEDAR RAPIDS *****	001	10000	376.47	08/12/04	159.22	2716.71	2948.68	1357	24	N
					OLDEST INV DATE	CURRENT					
					519226	07/29/04	24.23	0.00	0.00		
100206	MERCYCIND MEDICAL ASSOCIATES OF 319-334-2541	001	10000	2795.40	10/11/04	2600.00	51944.56	27190.16	9902	29	N
					OLDEST INV DATE	CURRENT					
					518012	07/25/04	-2069.28	0.00	0.00		
100178	MERCYCJA MERCY LAKE JOHNSON AVENUE 319-396-6312	001	10000	4514.85	08/12/04	524.41	39487.87	24017.42	4515	26	N
					OLDEST INV DATE	CURRENT					
					518045	07/26/04	241.01	0.00	0.00		
100190	MERCYCMAN MERCY CARE MARION JOLEEN 319-398-6135	001	10000	3193.67	02/12/04	727.25	47422.57	32030.33	7015	25	N
					OLDEST INV DATE	CURRENT					
					515667	06/06/04	1488.83	101.60	0.00		

This report highlights delinquent accounts for collection efforts.

Account:412 DEMO.12 Port:412 Menu:AP.MENU Capture:On

Accounts Payable Selector

- 1. Voucher Entry
- 2. Cash Disbursements
- 3. Month End Reports**
- 4. Month End Job Stream
- 5. Vendor Detailed Payables Inquiry
- 6. Vendor Purchase History Inquiry
- 7. Vendor Payment History Inquiry
- 8. Check Detail Inquiry
- 9. Detailed Voucher Inquiry
- 10. Open Accounts Payable Listing
- 11. Open Accounts Payable Listing in (Foreign Curre
- 12. Accounts Payable Vendor Card
- 13. 1099 Procedures
- 14. Vendor-Customer Listing
- 15. A/P Invoice Verification List
- 16. Letter of Credit System
- 17. Vendor Relationship Management

Enter Selection or END :

Account:412 DEMO.12 Port:412 Menu:AP.ME.RPT Capture:On

Accounts Payable Month End Reports

- 1. Expense Distribution Register
- 2. Sequential Voucher Listing
- 3. A/P Check Register and Paid Invoice Register
- 4. Hand Check Register
- 5. Summary Check Register
- 6. Month End C/D Summary
- 7. Open Accounts Payable Listing
- 8. Open Accounts Payable Listing in (Foreign Curren
- 9. Job Cost Summary Report
- 10. Job Detail History Report
- 11. Update Vendor History File
- 12. Voucher History Report
- 13. Vendor Purchase History Report
- 14. Vendor Payment History Report
- 15. Purchase Order Inventory Accrual Report

Enter Selection or END :

Adobe Acrobat - [Expense_Distribution_Register.pdf]

File Edit Document Tools View Window Help

Expense Distribution Register

EXPENSE DIST. REGISTER FOR M / K 08/30/02 PAGE: 5

FISCAL PERIOD: 0208

CO: 01 TRS MEDICAL SUPPLY 12:50:17 10/14/04

G/L	DESCRIPTION	VOUCH#	VEND NUM	VENDOR NAME	INVOICE NO	INV DATE	DUE DATE	DIST AMOUNT
2600	NOTES PAYABLE							
	004377	ISH		IOWA STATE BANK & TRUST	AD903	08/10/02	08/13/02	2472.55
	ACCOUNT 2600			NOTES PAYABLE			TOTAL:	2472.55
5000	COST OF MERCHANDISE							
	004526	BUNKETM		BUNKET MEDICAL REPAIR	1538	08/19/02	08/03/02	267.09
	004479	VISA		FIRST USA BANK SA	AD903	08/12/02	08/27/02	3509.24
	ACCOUNT 5000			COST OF MERCHANDISE			TOTAL:	3776.33
5120	ARCO FEES							
	004391	ARCO		ARCO DEALERS INC	098719	08/06/02	08/17/02	450.00
	ACCOUNT 5120			ARCO FEES			TOTAL:	450.00
5210	FREIGHT-IN							
	004512	ACOMED		ACC MED SUPPLY INC	35134	08/22/02	08/19/02	4.90
	004513	ACOMED		ACC MED SUPPLY INC	34933	08/19/02	08/16/02	7.77
	004476	ADC		AMERICAN DIAGNOSTIC CORP	335158	08/13/02	08/09/02	14.19
	004260	ALLIED		ALLIED HEALTHCARE BROD	827544	08/01/02	08/28/02	5.06
	004466	ALLIED		ALLIED HEALTHCARE BROD	899328	08/08/02	08/04/02	4.61
	004315	ALLIED		ALLIED HEALTHCARE BROD	892063	08/19/02	08/15/02	3.83
	004316	ALLIED		ALLIED HEALTHCARE BROD	891777	08/16/02	08/12/02	4.93
	004317	ALLIED		ALLIED HEALTHCARE BROD	892238	08/20/02	08/16/02	9.48
	004326	ALPHAF		ALPHA PROTECH INC	36138	08/01/02	08/29/02	5.43
	004372	ANATOM		ANATOMICAL CHART COMPANY	148284401	08/07/02	08/04/02	5.83
	004392	ANDOVER		ANDOVER COATED PRODUCTS	0000067811	08/07/02	08/04/02	5.81
	004477	ANSHELL		ANSHELL SERST	418304	08/08/02	08/25/02	32.61
	004318	ANSHELL		ANSHELL SERST	419119	08/20/02	08/06/02	13.38
	004319	ANSHELL		ANSHELL SERST	417418	08/15/02	08/01/02	3.38
	004320	ANSHELL		ANSHELL SERST	420028	08/21/02	08/07/02	4.31
	004419	ACHNCR		A-1 HOME HEALTHCARE CENTE	010731	08/07/02	08/04/02	5.78
	004420	ACHNCR		A-1 HOME HEALTHCARE CENTE	010880	08/07/02	08/04/02	4.60
	004352	SEMI5		SEMI5 MANUFACTURING CO	859844	08/05/02	08/12/02	9.04
	004397	BORMAN		BORMAN MEDICAL PRODUCTS	70754	08/01/02	08/29/02	5.00

88% 1 of 1 11 x 8.5 in

This report highlights a listing of all voucher transactions.

Account:412 DEMO.12 Port:412 Menu:AP.ME.RPT Capture:On

Accounts Payable Month End Reports

- 1. Expense Distribution Register
- 2. Sequential Voucher Listing
- 3. A/P Check Register and Paid Invoice Register
- 4. Hand Check Register
- 5. Summary Check Register**
- 6. Month End C/D Summary
- 7. Open Accounts Payable Listing
- 8. Open Accounts Payable Listing in (Foreign Curren
- 9. Job Cost Summary Report
- 10. Job Detail History Report
- 11. Update Vendor History File
- 12. Voucher History Report
- 13. Vendor Purchase History Report
- 14. Vendor Payment History Report
- 15. Purchase Order Inventory Accrual Report

Enter Selection or END :

Check Register Summary

MONTHLY ACCOUNTS PAYABLE SUMMARY CHECK REGISTER 10/13/04 PAGE 1

FISCAL PERIOD: 0338

CHEQ#	DATE-PJ	VEND#	VENDOR NAME		10/13/04	10:02:18	
					GROSS AMBT	DISCOUNT	NET AMOUNT
003809	08/09/03	FRAXAIR	715 FRAXAIR DIST INC	CHECK# 03809 TOTAL:	168.58	0.00	168.58
003810	08/09/03	STBOST	STUBERAM OPTONY SUPPLY	CHECK# 03810 TOTAL:	22.56	0.00	22.56
003811	08/09/03	SUNRICH	SUNRICH MEDICAL	CHECK# 03811 TOTAL:	100.00	0.00	100.00
003812	08/09/03	UPD	UNITED PARCEL SERVICE	CHECK# 03812 TOTAL:	759.40	0.00	759.40
003813	08/09/03	WOLF	WOLF & RAY LUMP	CHECK# 03813 TOTAL:	2789.85	0.00	2789.85
003814	08/10/03	ABCO	ABCO DEALERS INC	CHECK# 03814 TOTAL:	7067.20	0.00	7067.20
003815	08/10/03	BAKER	BAKER PAPER COMPANY IN	CHECK# 03815 TOTAL:	761.45	0.00	761.45
003816	08/10/03	KIDEST	KIDEST MED	CHECK# 03816 TOTAL:	134.40	0.00	134.40
003817	08/10/03	JOCOTRES	JOHNSON CO TREASURES	CHECK# 03817 TOTAL:	45.50	0.00	45.50
003818	08/10/03	MEDCO	MEDCO INSTRUMENTS INC	CHECK# 03818 TOTAL:	134.00	0.00	134.00
003819	08/10/03	MEDFOLD	MEDICAL PRODUCTS INC	CHECK# 03819 TOTAL:	536.22	0.00	536.22
003820	08/10/03	MIDMARK	MIDMARK COOPERATION	CHECK# 03820 TOTAL:	64.76	0.58	64.18
003821	08/10/03	PREMIER	PREMIER MEDICAL PRODU	CHECK# 03821 TOTAL:	250.25	0.00	250.25
003822	08/10/03	YELLOW	YELLOW FREIGHT SYSTEM	CHECK# 03822 TOTAL:	104.44	0.00	104.44
003824	08/11/03	ARWELL	ARWELL PERRY	CHECK# 03824 TOTAL:	20.79	0.71	20.07
003825	08/11/03	CYPRESS	CYPRESS MEDICAL PRODU	CHECK# 03825 TOTAL:	58.19	0.00	58.19
003826	08/11/03	HEALTHLINE	HEALTHLINE	CHECK# 03826 TOTAL:	33.50	0.00	33.50
003827	08/11/03	LENNING	STEVE LENNING	CHECK# 03827 TOTAL:	2583.33	0.00	2583.33
003828	08/11/03	MUGLAD	RSM MUGLADERY INC	CHECK# 03828 TOTAL:	1251.00	0.00	1251.00
003829	08/11/03	MILTEX	MILTEX INSTRUMENT CO	CHECK# 03829 TOTAL:	148.01	0.00	148.01
003830	08/11/03	PACNA	TED PACNA	CHECK# 03830 TOTAL:	200.00	0.00	200.00

This report highlights handchecks and regular checks. The report is also run in the month end job stream.

Account:412 DEMO.12 Port:412 Menu:AP.ME.RPT Capture:On

Accounts Payable Month End Reports

- 1. Expense Distribution Register
- 2. Sequential Voucher Listing
- 3. A/P Check Register and Paid Invoice Register
- 4. Hand Check Register
- 5. Summary Check Register
- 6. Month End C/D Summary
- 7. Open Accounts Payable Listing**
- 8. Open Accounts Payable Listing in (Foreign Curren
- 9. Job Cost Summary Report
- 10. Job Detail History Report
- 11. Update Vendor History File
- 12. Voucher History Report
- 13. Vendor Purchase History Report
- 14. Vendor Payment History Report
- 15. Purchase Order Inventory Accrual Report

Enter Selection or END :

Open Accounts Payable Listing

ACCOUNTS PAYABLE ACTIVITY LIST AD OF: 30/30/14 FISC PER: 0400 PAGE 10
 10/14/04 13:09:42

CO: 01 TRS MEDICAL SUPPLY

VOUCH NO	INVOICE NO	INV DATE	DUE DATE	PO NO	GROSS AMT	DISC AMT TAKEN	NET AMT	BAL-OPEN	CHECK#	CHECK-DT	CHECK AMT	DEL AMT
VENDOR: UPS UNITED PARCEL SERVICE												
01004551	00001AR514342	08/13/14	08/20/14		746.66	0.00	746.66	746.66				
VENDOR: UPS TOTALS:					746.66	0.00	746.66	746.66			0.00	0.00
VENDOR: UCELL V S CELLULAR												
01004486	475077709-038	08/11/14	08/18/14		112.46	0.00	112.46	112.46				
VENDOR: UCELL TOTALS:					112.46	0.00	112.46	112.46			0.00	0.00
VENDOR: VISA FIRST USA BANK PA												
01000956	363199	09/15/13	11/21/13		108.00	0.00	108.00	108.00	002036	10/21/03	108.00	
01001912	129130	12/19/13	01/21/14	129130	66.53	0.00	66.53	66.53	002036	10/21/03	108.00	
VENDOR: VISA TOTALS:					174.53	0.00	174.53	174.53			0.00	0.00
VENDOR: VILLOW VILLOW TECHNOLOGIES												
01004353	20117	07/25/14	08/22/14	130646	209.00	0.00	209.00	209.00				
VENDOR: VILLOW TOTALS:					209.00	0.00	209.00	209.00			0.00	0.00
VENDOR: WALLACE WALLACE SURGICAL SERVICES												
01004548	63701A	07/21/14	08/18/14	130620	30.00	0.00	30.00	30.00				
01004522	64627	02/14/14	03/11/14	120964	163.65	0.00	163.65	163.65				
VENDOR: WALLACE TOTALS:					193.65	0.00	193.65	193.65			0.00	0.00

This report highlights reconciliation items for summary balances in the ledger. All open Accounts Payable items are listed.

Account:65 BASE.12 Port:065 Menu:CONTRACT.MENU Capture:On

Contract Menu

Maintenance

- 1. Contract Header
- 2. Contract Detail
- 3. Customer Contract
- 4. Universal Contract Inquiry
- 5. Catalog Price Cost
- 6. Rebate Maintenance
- 7. Rebate Reason Codes Maintenance

Listings

- 14. Rebate Reason Code
- 15. Contract Header
- 16. Contract Detail
- 17. Customer Contract

Processing

- 8. Rebate Report (no update)
- 9. Rebate Report (with update)
- 10. Purge Rebate Delete Records
- 11. Rebate Claims Generation (EDI)
- 12. Create EDI Diskette
- 13. Update Ending Dates for Contracts

Reports

- 18. Contract Expiration Report
- 19. Unassigned Contracts Report
- 20. Vendor Tracking Report
- 21. Sales Tracings (EDI)

Parameter Maintenance

- 22. Contract Parameter Maintenance

Enter Selection or END :

Rebates

3M COMPANY REBATE REQUEST --
SEP 2003

PAGE 1

TSH MEDICAL SUPPLY 1033 ROUTE 46 CLIFTON, NJ 07011

PRODUCT#	QTY	UM	UN.	PRICE	EXT. PRICE	INV. TOTAL	INVOICE	INVOICE	CONTRACT	DIFFER-	TOTAL
							COST	COST	COST	ENCE	REBATE

CONTRACT: HP70102 HP70102 BEGIN DATE: 01/01/04 END DATE: 12/31/05

NWU NEW YORK UNIVERSITY RM 220 RER 2640 NEW YORK CITY ,NY 10016-2640

82002	4 BX			SCOOCHCAST 2* WHITE 10/BX	25.550	102.20	318.88	01519265	03/11/03	NEW YORK UNIVERSITY	21.66	18.41	3.25	13.00
82005	1 BX			SCOOCHCAST 5* WHITE 10/BX	51.880	51.88		01519265	03/11/03	NEW YORK UNIVERSITY	43.28	36.79	5.49	19.48
82004	2 BX			SCOOCHCAST 4* WHITE 10/BX	41.490	82.98	203.69	01519265	03/11/03	NEW YORK UNIVERSITY	35.16	29.89	5.27	10.55
82003	1 BX			SCOOCHCAST 3* WHITE 10/BX	11.720	11.72		01519265	03/11/03	NEW YORK UNIVERSITY	26.00	22.95	1.03	4.03
82002	1 BX			SCOOCHCAST 2* WHITE 10/BX	25.550	25.55		01519265	03/11/03	NEW YORK UNIVERSITY	21.66	18.41	3.25	3.25

UNIVERSAL HOSPITAL SERVICE 2415 HEINS ROAD DEONH ,NY 10621

82005	3 BX			SCOOCHCAST 5* WHITE 10/BX	51.880	155.64	277.55	01519267	03/11/03	UNIVERSAL HOSPITAL SER	43.28	36.79	5.49	19.48
82002	2 BX			SCOOCHCAST 2* WHITE 10/BX	25.550	51.10		01519267	03/11/03	UNIVERSAL HOSPITAL SER	21.66	18.41	3.25	6.50
82004	1 BX			SCOOCHCAST 4* WHITE 10/BX	41.490	41.49		01519267	03/11/03	UNIVERSAL HOSPITAL SER	35.16	29.89	5.27	5.27
82003	1 BX			SCOOCHCAST 3* WHITE 10/BX	11.720	11.72		01519267	03/11/03	UNIVERSAL HOSPITAL SER	26.00	22.95	1.03	4.03
82002	2 BX			SCOOCHCAST 2* WHITE 10/BX	25.550	51.10	379.71	01519268	03/11/03	UNIVERSAL HOSPITAL SER	21.66	18.41	3.25	6.50
82003	1 BX			SCOOCHCAST 3* WHITE 10/BX	11.720	11.72		01519268	03/11/03	UNIVERSAL HOSPITAL SER	26.00	22.95	1.03	4.03
82004	1 BX			SCOOCHCAST 4* WHITE 10/BX	41.490	41.49		01519268	03/11/03	UNIVERSAL HOSPITAL SER	35.16	29.89	5.27	5.27
82005	5 BX			SCOOCHCAST 5* WHITE 10/BX	51.880	259.40		01519268	03/11/03	UNIVERSAL HOSPITAL SER	43.28	36.79	5.49	12.46

REBATE NUMBER:	-----	-----
	1,116.39	141.92
VENDOR TOTAL: NWU	-----	-----
	1,116.39	141.92
COMPANY TOTAL: 01	-----	-----

This report provides a listing of rebates by vendor.

Account:65 BASE.12 Port:065 Menu:PRICE.BOOK.MENU Capture:On

Price Book Maintenance and Listings

Current Price Changes

- 1. Product File Price Maintenance
- 2. Contract Menu
- 3. Special File Price Maintenance
- 4. Copy Special Price Maintenance
- 5. Customer/Product Class Price Matrix
- 6. Customer Class/Product Class Price Matrix

Batch Price Changes

- 13. Batch Price Changes-by Product Class
- 14. Batch Price Changes-by Vendor

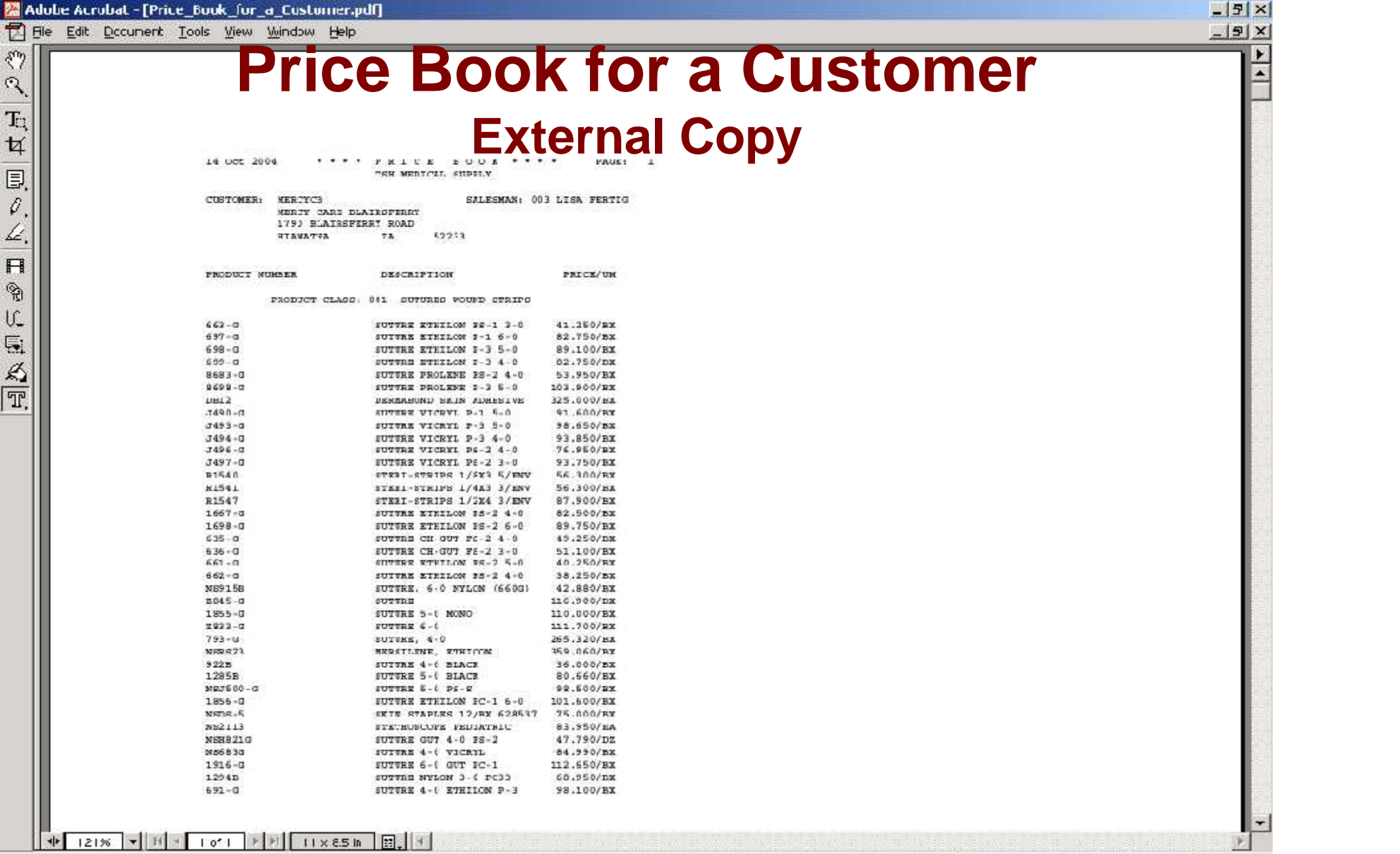
Advance Price Changes

- 7. Product File--Price/Discounts
- 8. Product File--Price/Discounts Listing
- 9. Update Product File with New Prices
- 10. Update Special Price File New Prices
- 11. Special File Price Maintenance
- 12. Special File Price Listing

Price Books

- 15. Entire Price Book (Cost Book)
- 16. Selective Price Book (Column)
- 17. Price Book For A Customer
- 18. Customer/Prod Class Matrix Listing
- 19. Cust Class/Prod Class Matrix Listing
- 20. Special Price File Listing
- 21. Special Price Expiration Listing
- 22. Update PRICE.XREF File
- 23. Cost Change Notification Report

Enter Selection or END :



This report provides price information for customers. The cost is not displayed on this report

Account:65 BASE.12 Port:065 Menu:PO.REPORTS Capture:On

Purchasing Reports Selector

Reports

- 1. Purchase Orders Not Yet Printed
- 2. Purchase Orders With No Promise Date
- 3. Open Purchase Order Report---By Vendor**
- 4. Open Purchase Order Report---By Product
- 5. Purchase Commitment Report---By Due Date By I
- 6. Purchase Commitment Dollar Report By Due Date
- 7. Overdue Purchase Order Report
- 8. Purchase Order Exception Report
- 9. Purchase Order Close and Cancel Report
- 10. Update PO Close Out and Cancel Items
- 11. Open Receivers Report
- 12. Receipt Analysis Report
- 13. Purchase Order Inventory Accrual Report

Enter Selection or END :

Account:65 BASE.12 Port:065 Menu:PO.REPORTS Capture:On

Purchasing Reports Selector

Reports

- 1. Purchase Orders Not Yet Printed
- 2. Purchase Orders With No Promise Date
- 3. Open Purchase Order Report---By Vendor
- 4. Open Purchase Order Report---By Product
- 5. Purchase Commitment Report---By Due Date By I
- 6. Purchase Commitment Dollar Report By Due Date
- 7. Overdue Purchase Order Report
- 8. Purchase Order Exception Report
- 9. Purchase Order Close and Cancel Report
- 10. Update PO Close Out and Cancel Items
- 11. Open Receivers Report
- 12. Receipt Analysis Report
- 13. Purchase Order Inventory Accrual Report

Enter Selection or END :

Purchase Order Commitment

PAGE: 0 PURCHASE ORDER COMMITMENT REPORT CUTOFF DATE 10/07/04

VEND#	NAME	ORDER#	CURS	LN#	PRODUCT	UM	DESCRIPTION	DOE DATE	ORD QTY	OPEN QTY	OPEN VALUE
ABCO	ABCO DEALERS INC	01131075		1	NS7632	CS		08/23/04	1	1	79.35
ABCO	ABCO DEALERS INC	01131075		2	NS26034	CS		08/23/04	1	1	103.00
ABCO	ABCO DEALERS INC	01131075		3	NS916218	CS		08/23/04	1	1	26.44
FISHER	FISHER SCIENTIFIC	01131094		1	W011-4G2-000	CS		08/23/04	1	1	79.79
ZEVY	ZEVY HYDRAV	01131074		1	NR990	ED		08/23/04	4	4	63.96
MILTEX	MILTEX INSTRUMENT	01131079		3	4-415	BX	SCALPES #15 10/BR	08/23/04	10	10	53.00
MILTEX	MILTEX INSTRUMENT	01131079		4	NS28-10	EA		08/23/04	1	1	92.34
MILTEX	MILTEX INSTRUMENT	01131079		2	NS40-224	EA	MAIL SPLITTER 4" S/S	08/23/04	1	1	42.25
MYTREV	MYTREV INSTRUMENT	01131076		1	NR005-5600R	EA		08/23/04	3	3	10.08
NEURODIAG	NEAL DIAGNOSTICS	01131088		2	401207	EA	401207	08/23/04	216	216	162.00
NEURODIAG	NEAL DIAGNOSTICS	01131088		1	401273	EA	401273	08/23/04	940	940	180.00
PARKER	PARKER LABORATORY	01131089		1	03-50	EA	ULTRASOUND GEL 2-LI 4	08/23/04	12	12	133.86
SECA	SECA CORP	01131093		1	NS216	EA	STADIOMETER	08/23/04	1	1	43.24
OMNI	COMBINED INC	01131090		1	NS281706	EA		08/23/04	3	3	105.30
MEDICODE	MEDICODE INC	01131039		8	NS5296	EA		08/26/04	1	1	16.22
MEDICODE	MEDICODE INC	01131039		6	NS5539	EA		08/26/04	1	1	16.22
MEDICODE	MEDICODE INC	01131039		7	NS5644	EA		08/26/04	1	1	16.22
MEDICODE	MEDICODE INC	01131039		1	NS4521	EA	HEPES SPIRAL 2003	08/26/04	2	2	110.44
MEDICODE	MEDICODE INC	01131039		4	NS4201	EA		08/26/04	1	1	42.96
MEDICODE	MEDICODE INC	01131039		5	NS5650	EA		08/26/04	1	1	42.22
ASTRA	ASTRA - SCANDINAV	01131095	US	1	LO50C	BX	LO50C - ACID REFLUX D	08/20/04	150	150	30000.00
MILMARK	MILMARK CORPORATI	01131092		1	104-055	EA	104-055	09/29/04	1	1	445.00
ROSS	ROSS PRODUCTS INC	01131099	US	3	ESP3111	EA	ROSS PLEXIPLO III	09/21/04	50	45	1350.00
ROSS	ROSS PRODUCTS INC	01131099	US	4	ES00ANTUM	EA	ROSS QUANTUM ENTERAL	09/21/04	50	40	1400.00
ROSS	ROSS PRODUCTS INC	01131099	US	3	ESPATROL	EA	ROSS PATROL ENTERAL P	09/21/04	50	40	1600.00
ROSS	ROSS PRODUCTS INC	01131099	US	1	ES00COMP	EA	ROSS COMPARISON ENTERA	09/21/04	50	45	1350.00
TOTAL PRIOR									14361	14018	112486.55
ASTRA	ASTRA - SCANDINAV	01131096	US	1	LO50C	BX	LO50C - ACID REFLUX D	10/07/04	150	150	30000.00
11250	DOLOMITE BOOT COM	01131097		4	117155-100	PR	117155-100	10/11/04	8	8	320.00
11250	DOLOMITE BOOT COM	01131097		1	117155-065	PR	117155-065	10/11/04	10	10	400.00
11250	DOLOMITE BOOT COM	01131097		3	117155-075	DB	117155-075	10/11/04	6	6	240.00
11250	DOLOMITE BOOT COM	01131097		3	117155-070	DB	117155-070	10/11/04	3	3	60.00
11250	DOLOMITE BOOT COM	01131097		1	117155-065	DB	117155-065	10/22/04	10	10	400.00
11250	DOLOMITE BOOT COM	01131097		7	117155-125	DB	117155-125	10/22/04	10	10	400.00
11250	DOLOMITE BOOT COM	01131098		6	117155-120	PR	117155-120	10/22/04	10	10	400.00
11250	DOLOMITE BOOT COM	01131098		5	117155-105	PR	117155-105	10/22/04	10	10	400.00

This report highlights overdue purchase orders and open purchase orders displaying due dates, open quantities, and open values.

Account:65 BASE.12 Port:065 Menu:PO.REPORTS Capture:On

Purchasing Reports Selector

Reports

- 1. Purchase Orders Not Yet Printed
- 2. Purchase Orders With No Promise Date
- 3. Open Purchase Order Report---By Vendor
- 4. Open Purchase Order Report---By Product
- 5. Purchase Commitment Report---By Due Date By I
- 6. Purchase Commitment Dollar Report By Due Date
- 7. Overdue Purchase Order Report**
- 8. Purchase Order Exception Report
- 9. Purchase Order Close and Cancel Report
- 10. Update PO Close Out and Cancel Items
- 11. Open Receivers Report
- 12. Receipt Analysis Report
- 13. Purchase Order Inventory Accrual Report

Enter Selection or END :

Account:65 BASE.12 Port:065 Menu:INV.REPORTS Capture:On

Inventory Reports System

Transaction Registers

- 1. In-Transit Posting Register
- 2. Receipts Posting Register
- 3. Inventory Adjustment Register
- 4. Transfer Register
- 5. Inventory Transaction Audit Report
- 6. Product Activity Report
- 7. Consignment Return Register

Inquiries

- 15. Inventory by Vendor Inquiry
- 16. Inventory Transaction - by Customer
- 17. Inventory Transaction - by Product
- 18. Lot Availability Inquiry
- 19. Availability Detail Report
- 20. Availability Detail Inquiry
- 21. Availability Summary Report

Inventory Status Reports

- 8. Stock Status--Sales Report
- 9. Low Stock Reports
- 10. Excess Inventory Report
- 11. Purchasing Report by Vendor
- 12. Weeks Supply Analysis
- 13. Below ROP Report
- 14. Inventory Analysis Report

- 22. Arcos Acquisitions Transaction Rpt
- 23. Arcos Dispositions Transaction Rpt
- 24. Lot Expiration Date Report
- 25. Lot Availability Report
- 26. Intransit Listing

Enter Selection or END :

Stock Status Sales

PAGE 3

INVENTORY STOCK STATUS BY SEARCH BY PRODUCT CLASS

DATE: 10/12/04

WHEE: 001--NEW YORK, NY

ITEM NO	BEGIN	RECEIPTS	SALES	RETURNS	ADJUSTS	COMESION	ON	EXPECTED	COMMITD	SALES YTD	VALUE
PRODUCT DESCRIPTION	1	1	1	1	1	1	1	1	1	1	
GLOVE NS ULTRACARE UNISE	201	240	292	-1	0	0	289	0	0	2141	1244.50
GLVE02-5302	1	1	1	1	1	1	1	1	1	5998	
GLOVE NS ULTRACARE LG 100	134	80	132	1	0	0	26	0	0	758	451.50
GLVE02-6501	1	1	1	1	1	1	1	1	1	42	
GLOVE NS NITRILE SM DURE	17	65	4	1	0	0	71	0	0	4	441.50
GLVE02-6502	1	1	1	1	1	1	1	1	1	523	
GLOVE NS NITRILE MD PWR	4	120	60	1	0	0	64	0	0	66	46.00
GLVE02-6503	1	1	1	1	1	1	1	1	1	255	
GLOVE NS NITRILE LG DURE	10	90	22	1	0	0	89	0	0	22	217.00
GLVE2202	1	1	1	1	1	1	1	1	1	3100	
GLOVE, SMALL SAFESKIN LG	34	0	10	1	0	0	24	0	0	206	182.00
GLVE330	1	1	1	1	1	1	1	1	1	1302	
GLOVE, MED SAFESKIN 10EX/	22	0	0	1	0	0	22	0	0	171	174.00
GLVE650130	1	1	1	1	1	1	1	1	1	11341	
GLOVE NS LTA SM /WDRFREE	180	250	264	1	0	0	166	0	10	1775	512.70
GLVE650132	1	1	1	1	1	1	1	1	1	29581	
GLOVE NS LTX MD /WDRFREE	155	670	620	-1	1	0	219	100	10	4300	746.66
GLVE650134	1	1	1	1	1	1	1	1	1	4701	
GLOVE NS LTX LG /WDRFREE	63	80	119	-5	0	0	80	0	0	376	216.00
GLVE650136	1	1	1	1	1	1	1	1	1	194	
GLOVE NS LTX XLG /WDRFREE	14	0	4	1	0	0	10	0	20	20	14.50
NIPF1102	1	1	1	1	1	1	1	1	1	139	
GLOVES NITRILE P-F SMALL	12	0	1	1	0	0	12	0	0	20	63.50
NIPF1103	1	1	1	1	1	1	1	1	1	3276	
GLOVE NITRILE P-F MEDIUM	20	60	40	1	0	0	40	0	0	141	211.00
NIPF1104	1	1	1	1	1	1	1	1	1	1781	
GLOVES NITRILE P-F LARGE	25	20	20	1	0	0	25	0	0	199	112.38
NIPF1105	1	1	1	1	1	1	1	1	1	283	
GLOVE NITRILE P-F X LGE	15	0	0	1	0	0	15	0	0	41	140.61
NR200	1	1	1	1	1	1	1	1	1	27	
GLOVE LIGHTLY PWD SMALL	0	0	0	1	0	0	0	0	0	3	0.00
NR26-04	1	1	1	1	1	1	1	1	1	0	
GLOVE, FOLY	0	0	0	1	0	0	0	0	0	0	0.00
NR300	1	1	1	1	1	1	1	1	1	126	
GLOVE LIGHTLY PWD MEDIUM	0	0	0	1	0	0	0	0	0	14	0.00
NR400	1	1	1	1	1	1	1	1	1	179	
GLOVE SAFESKIN LARGE	0	0	0	1	0	0	0	0	0	20	0.00
NR50150	1	1	1	1	1	1	1	1	1	0	
USE STOCK #55115	0	0	0	1	0	0	0	0	0	0	0.00
NR55016	1	1	1	1	1	1	1	1	1	-56	
UTILITY GLOVE LARGE	13	0	0	1	0	0	13	0	0	-1	61.05
NR5M107	1	1	1	1	1	1	1	1	1	0	
GLOVES MED PWR POLYMED	0	0	0	1	0	0	0	0	0	0	0.00
NR5M102	1	1	1	1	1	1	1	1	1	0	

This report highlights the beginning balance, receipts sales, returns, adjustments, on hand, on order, on backorder and sales by units and dollars year-to-date.

Account:65 BASE.12 Port:065 Menu:INV.REPORTS Capture:On

Inventory Reports System

Transaction Registers

- 1. In-Transit Posting Register
- 2. Receipts Posting Register
- 3. Inventory Adjustment Register
- 4. Transfer Register
- 5. Inventory Transaction Audit Report
- 6. Product Activity Report
- 7. Consignment Return Register

Inquiries

- 15. Inventory by Vendor Inquiry
- 16. Inventory Transaction - by Customer
- 17. Inventory Transaction - by Product
- 18. Lot Availability Inquiry
- 19. Availability Detail Report
- 20. Availability Detail Inquiry
- 21. Availability Summary Report

Inventory Status Reports

- 8. Stock Status--Sales Report
- 9. Low Stock Reports
- 10. Excess Inventory Report
- 11. Purchasing Report by Vendor
- 12. Weeks Supply Analysis
- 13. Below ROP Report
- 14. Inventory Analysis Report

- 22. Arcos Acquisitions Transaction Rpt
- 23. Arcos Dispositions Transaction Rpt
- 24. Lot Expiration Date Report
- 25. Lot Availability Report
- 26. Intransit Listing

Enter Selection or END :

Low Stock Sales

PRNS 5 LOW STOCK REPORT BY WAREHOUSE BY VENUE DATE 10/12/04

WAREHOUSE: 001-NEW JUNE, NJ
 PRODUCT NUMBER

PRODUCT DESCRIPTION	SELL UN	CM HAND	VENO CM OND	CUST BACKORD	FUTURE AVAIL	ROP	ROQ	BUY UN	LAST ORD	LAST RECP	RECFI YTD	SALES YTD	SALES\$ YTD	VALUE	
TABLE PAPER 13" 5M 12/CB	CS	15	6	0	0	15	15	10	CS	08/17	08/15	204	212	6100	258
500101															
TOWEL PROF 13X19 3PLY	CF	21	0	0	0	21	21	25	CF	08/16	08/15	275	211	4142	297
66000217															
PRYBARORE BRERSTW 4X1	RY	0	0	0	0	0	1	10	CR	08/16	08/17	130	133	2641	0
800040															
PUP SWAR RTY 1 1/2 K6/PIG	RY	6	6	0	0	6	6	10	CR	08/16	08/16	90	101	263	18
81008															
ALCOHOL 70% GALLON	GL	3	0	0	0	3	4	4	CS	08/15	08/08	34	31	469	14
908295															
GAUZE SPUNGE 4X4 NON-STER	CS	0	0	0	0	0	-	1	CS	08/15	08/15	8	3	390	0
916203															
TABLE PAPER 21" CM 12/CB	CS	0	1	0	0	0	-	1	CS	08/16	04/18	3	4	133	0
916221															
POLY TABLE PAPER 21" GHDG	CO	1	0	0	0	1	2	3	CO	08/16	08/11	32	31	1224	30
950300															
LANCETS HANCOGNCE 150/DX	DX	5	0	0	0	5	8	10	DX	08/16	08/04	07	55	2402	89
029600															
ALCOHOL PAD LOR NF 100/DX	DX	0	2	0	0	0	1	10	CF	08/17	07/12	50	53	126	0
01242															
THERMAMZE 2X 7D 40 TD	RY	7	0	0	0	7	7	1	RY	08/16	08/08	11	13	120	6
01251															
TUBESAUZE SZ 1 1/2YD/ROLL	RL	0	0	0	0	0	-	1	RL	08/16	05/02	2	3	17	0
01251															
GLVE650136															
GLUVE NS LFA 1LG PEDRFXE	EX	0	0	10	0	-10	5	10	CS	08/20	08/01	30	23	194	0
NS960300															
GUMN, 150 IELLOW 30144 50	CS	0	1	1	0	-1	1	0	CS	08/17	09/07	0	3	0	0
100128															
LOVE JELLY 2.7CM ST 144/B	EX	4	0	0	0	4	6	12	CS	08/17	08/11	48	53	419	16
UCMS402															
DAND AID UDA 3/4 X 1" 50/	DX	20	4	0	0	20	24	24	CO	08/16	08/15	192	223	866	30
VENDOR TOTAL ***		100	0	12	0	167						11505	11903	90346	1966

This report highlights items that have reached the reorder point.

Account:65 BASE.12 Port:065 Menu:INV.REPORTS Capture:On

Inventory Reports System

Transaction Registers

- 1. In-Transit Posting Register
- 2. Receipts Posting Register
- 3. Inventory Adjustment Register
- 4. Transfer Register
- 5. Inventory Transaction Audit Report
- 6. Product Activity Report
- 7. Consignment Return Register

Inquiries

- 15. Inventory by Vendor Inquiry
- 16. Inventory Transaction - by Customer
- 17. Inventory Transaction - by Product
- 18. Lot Availability Inquiry
- 19. Availability Detail Report
- 20. Availability Detail Inquiry
- 21. Availability Summary Report

Inventory Status Reports

- 8. Stock Status--Sales Report
- 9. Low Stock Reports
- 10. Excess Inventory Report
- 11. Purchasing Report by Vendor
- 12. Weeks Supply Analysis
- 13. Below ROP Report
- 14. Inventory Analysis Report

- 22. Arcos Acquisitions Transaction Rpt
- 23. Arcos Dispositions Transaction Rpt
- 24. Lot Expiration Date Report
- 25. Lot Availability Report
- 26. Intransit Listing

Enter Selection or END :

Adobe Acrobat - [Excess_Inventory.pdf]

File Edit Document Tools View Window Help

Excess Inventory

PAGE 8 EXCESS INVENTORY REPORT -- BASED ON 12 MONTHS DATE 10/12/04

WHS: 001--NEW YORK, NY
DC: 001--NYR OR NYB/NEEDLES

PRODUCT NUMBER	PRODUCT DESCRIPTION	UN	ON HAND	VENO ON ORD	BACKORD	AVAIL	SALES 12 MO	SALES\$ 12 MO	VALUE	DESIRED QTY	EXCESS	EXCESS VALUE
305536	ALLERGY TRAYS .500 17X1/8	PK	28	0	0	28	1	0	48	0	28	48
305539	ALLERGY TRAYS 100 26X3/8	PK	17	0	0	17	11	37	29	13	4	7
305541	ALLERGY TRAYS 100 27X3/8	PK	28	0	0	28	12	27	48	12	16	28
205569	SYM ONLY 5.00 SPY LOK 50	BA	9	5	0	9	1	174	149	7	2	33
205608	OPR ONLY 1000 SPY LOK 50	DK	7	15	0	7	1	84	121	3	4	60
305950	ALLERGY TRAY 4/87 OLD 17G	PK	27	0	0	27	11	122	166	11	16	98
309593	SYRANDE 300 22X1.4 SPYTLK	RY	8	22	0	8	4	104	147	4	4	46
309595	SYRANDE 300 21X1.5 SPYTLK	BX	7	3	0	7	1	29	129	1	6	110
N2501160	SYRINGE ONLY 1CC TB	CS	6	4	0	6	5	423	288	5	1	48
AL TOTAL ***			137	0	0	137	57	1020	1125	57	80	436

121% 10" 11 x 8.5 in

This report highlights excess inventory in quantity and in dollar value.

Account:65 BASE.12 Port:065 Menu:INV.REPORTS Capture:On

Inventory Reports System

Transaction Registers

- 1. In-Transit Posting Register
- 2. Receipts Posting Register
- 3. Inventory Adjustment Register
- 4. Transfer Register
- 5. Inventory Transaction Audit Report
- 6. Product Activity Report
- 7. Consignment Return Register

Inquiries

- 15. Inventory by Vendor Inquiry
- 16. Inventory Transaction - by Customer
- 17. Inventory Transaction - by Product
- 18. Lot Availability Inquiry
- 19. Availability Detail Report
- 20. Availability Detail Inquiry
- 21. Availability Summary Report

Inventory Status Reports

- 8. Stock Status--Sales Report
- 9. Low Stock Reports
- 10. Excess Inventory Report
- 11. Purchasing Report by Vendor
- 12. Weeks Supply Analysis
- 13. Below ROP Report
- 14. Inventory Analysis Report

- 22. Arcos Acquisitions Transaction Rpt
- 23. Arcos Dispositions Transaction Rpt
- 24. Lot Expiration Date Report
- 25. Lot Availability Report
- 26. Intransit Listing

Enter Selection or END :

Purchasing by Vendor

PAGE 9

PURCHASING REPORT BY WAREHOUSE BY VENDOR

DATE 10/13/04

WHSE: 001--NEW YORK, NY

VENDOR: ABCO ABCO DEALERS INC

MIN FREIGHT 0

PRODUCT NUMBER PRODUCT NO	SELL UN	ON HAND	VEND ON OSD	CUST BACKORD	AVAIL	ROP	ROQ	BUY UN	LAST ORD	LAST RECP	RECPT YTD	SALES YTD	SALES\$ YTD	VALUE	QTY LY
001205 EKG ULTRASOUND GEL 8 OZ	EA	39	0	0	39	6	12	CS	08/12	08/11	48	66	20	41	22
001222 EKG ULTRASOUND GEL 5L7R	EA	8	0	0	8	4	8	CS	08/13	08/11	44	50	752	77	42
00200 BULB HALOZEN 3.3V	EA	1	10	0	1	1	1	EA	07/11	07/18	17	17	201	8	5
002002 TOURNIQUET 1K18 253/BOX	EX	4	0	0	4	2	4	CS	10/11	10/08	0	1	-29	72	1
007868 EKG PAPER THERM 203SH7/PD	PK	10	0	0	10	4	10	CS	07/29	07/18	30	27	524	133	13
007981 EKG CHART PAPER E800	EA	8	0	0	8	2	10	CS	06/17	06/09	12	4	121	133	0
007984 EKG PAPER THERM 203SH7/PD	PK	11	0	0	11	2	10	CS	07/17	08/04	10	26	715	183	13
007987 EKG PAPER 203/PAD	PK	11	0	0	11	3	10	CS	07/29	08/11	40	29	1014	251	20
007989 EKG PAPER THERM 303SH7/PD	PK	10	10	0	10	10	10	CS	07/25	08/15	20	18	443	153	2
01131 BACITRACIN OINT 102	EA	29	0	0	29	1	6	BX	07/20	06/01	11	22	65	23	3
01209 TRIPLE ANITBIOTIC OINTME	EX	2	0	0	2	2	2	BX	08/15	08/08	22	20	221	12	8
012290 INST DETERGENT PWD 4LB/CT	EA	8	0	0	8	4	8	CS	08/17	08/08	16	26	251	35	14
016659 BULB ONLY FOR SPHYS	EA	6	6	0	12	3	6	EA	08/19	08/11	79	72	339	5	29
0178 PRES TEST CARDS Q.S. 10/I	EX	5	0	0	5	5	5	BX	08/16	08/17	79	80	6693	263	39
0179 PRES TEST CARDS Q.S. 10/I	EX	2	0	0	2	1	1	BX	08/13	08/11	16	13	3411	315	3
02-5300 GLOVE NS ULTRACARE SM 100	EX	0	0	2	-2	5	10	CS	08/16	06/06	80	93	750	3	29
0205-36 LUBE JELLY SURGILUBE 4OZ	EX	7	0	0	7	3	6	BX	08/10	08/11	28	25	310	65	23
02500 BULB FOR HEADLIGHTS	EA	1	10	0	1	1	1	EA	02/18	03/11	2	2	20	5	0
0257 PRES TEST RAPID/UE 25/KIT	EX	1	0	0	1	0	1	BX	03/22	03/29	2	4	79	21	2
0258 PRES TEST QUICK/UE 25/KIT	EX	3	0	0	3	3	5	BX	08/15	08/11	98	98	6150	113	48
03000 BULB HALOZEN	EA	5	0	0	5	3	4	EA	07/15	05/23	22	20	411	65	18

This report highlights all items purchased from a vendor.

Account:65 BASE.12 Port:065 Menu:INV.REPORTS Capture:On

Inventory Reports System

Transaction Registers

- 1. In-Transit Posting Register
- 2. Receipts Posting Register
- 3. Inventory Adjustment Register
- 4. Transfer Register
- 5. Inventory Transaction Audit Report
- 6. Product Activity Report
- 7. Consignment Return Register

Inquiries

- 15. Inventory by Vendor Inquiry
- 16. Inventory Transaction - by Customer
- 17. Inventory Transaction - by Product
- 18. Lot Availability Inquiry
- 19. Availability Detail Report
- 20. Availability Detail Inquiry
- 21. Availability Summary Report

Inventory Status Reports

- 8. Stock Status--Sales Report
- 9. Low Stock Reports
- 10. Excess Inventory Report
- 11. Purchasing Report by Vendor
- 12. Weeks Supply Analysis
- 13. Below ROP Report
- 14. Inventory Analysis Report

- 22. Arcos Acquisitions Transaction Rpt
- 23. Arcos Dispositions Transaction Rpt
- 24. Lot Expiration Date Report
- 25. Lot Availability Report
- 26. Intransit Listing

Enter Selection or END :

Adobe Acrobat - [Weeks_Supply_Analysis.pdf]

File Edit Document Tools View Window Help

Weeks Supply Analysis

WHSR:001 --NEW YORK STOCK AVAILABILITY REPORT BASED ON 6 MONTHS USAGE THROUGH: JANUARY 03/27/04 PAGE: 1

PRODUCT NUMBER	PRODUCT DESCRIPTION	ONHAND	INSPCK	BACKORD	AVAIL 26 WEEKS AVERAGE	# WEEKS INV	VENDOR ON ORD	# WEEKS INV
513029-46	OLYMPIC UNISEX SWEATER	140	0	0	140	35	4	151
513029-48	OLYMPIC UNISEX SWEATER	130	0	0	130	30	4	150
513029-50	OLYMPIC UNISEX SWEATER	62	0	0	62	31	2	150
513029-51	OLYMPIC UNISEX SWEATER	85	0	0	85	18	5	150
513029-54	OLYMPIC UNISEX SWEATER	5	0	0	5	37	0	150
513029-56	OLYMPIC UNISEX SWEATER	20	0	0	20	41	0	150
PROD CLASS: 003 SWEATERS TOTALS		3122	14	0	3108	240	13	1251
117155-065	ADVANTAGE MENS BOOT	0	11	1	-26	32	-1	495
117155-070	ADVANTAGE MENS BOOT	85	6	0	79	33	2	400
117155-075	ADVANTAGE MENS BOOT	70	45	1	17	32	1	500
117155-105	ADVANTAGE MENS BOOT	85	8	0	65	25	3	200
117155-120	ADVANTAGE MENS BOOT	12	5	0	5	30	0	200
117155-125	ADVANTAGE MENS BOOT	21	1	0	18	37	0	200
117155-127	ADVANTAGE MENS BOOT	72	14	0	54	32	2	200
PROD CLASS: 004 SKI BOOTS TOTALS		345	90	2	211	220	1	2195
BOOK2	BOOK2	39	0	0	39	0	39	0
EW-501	TYPE EHL SINGLE CONDUCTOR	5000	10	0	5990	0	5990	0
EW-503	TYPE EHL DOUBLE CONDUCTOR	19000	0	0	19000	0	19000	0
T12	12" STEEL TUBING	4850	3966	5	879	0	879	1
T3	3" STEEL TUBING	2500	0	0	2500	0	2500	0
T6	6" STEEL TUBING	1000	0	0	1000	0	1000	0

94% 1 of 2 11 x 8.5 in

This report will calculate stock availability based upon six months usage.

Account:65 BASE.12 Port:065 Menu:INV.REPORTS Capture:On

Inventory Reports System

Transaction Registers

- 1. In-Transit Posting Register
- 2. Receipts Posting Register
- 3. Inventory Adjustment Register
- 4. Transfer Register
- 5. Inventory Transaction Audit Report
- 6. Product Activity Report
- 7. Consignment Return Register

Inquiries

- 15. Inventory by Vendor Inquiry
- 16. Inventory Transaction - by Customer
- 17. Inventory Transaction - by Product
- 18. Lot Availability Inquiry
- 19. Availability Detail Report
- 20. Availability Detail Inquiry
- 21. Availability Summary Report

Inventory Status Reports

- 8. Stock Status--Sales Report
- 9. Low Stock Reports
- 10. Excess Inventory Report
- 11. Purchasing Report by Vendor
- 12. Weeks Supply Analysis
- 13. Below ROP Report
- 14. Inventory Analysis Report

- 22. Arcos Acquisitions Transaction Rpt
- 23. Arcos Dispositions Transaction Rpt
- 24. Lot Expiration Date Report
- 25. Lot Availability Report
- 26. Intransit Listing

Enter Selection or END :

Below Reorder Point

PAGE 2 BELOW ROP REPORT BY WAREHOUSE BY PRODUCT LINE DATE : 10/12/04
TIME : 15:10:15pm

WAREHOUSE: 001--NEW YORK, NY

PRODUCT NO	PRODUCT DESCRIPTION	ON HAND	VENUE CHORD	CUST B/D	AVAIL	ROP	EOQ	ROQ	SUOG	PO LAST	LAST	NEXT	WHS	SUB-PLTS
									ROQ	UN ORDER	RECEIPT	PURCHASE		
PRODUCT LINE TOTAL ***		15	0	0	15				8712700					
PRODUCT LINE: A40301 NOT ON FILE														
ARKKSI-E	STICK UP DROD EUPHON	50	0	0	98	510	144	20006150456	CR	08/14/04	08/28/04	12/31/07	062	100
ARKKSI-L	STICK UP DROD LEMON	325	0	0	325	510	25	20004470495	CR	06/29/04	04/19/04	12/31/07	062	1450
ARKKSI-RE	REFRIG STICK UP 2 PK	311	0	0	311	510	30	20005329346	CR	04/20/04	04/18/04	12/31/07		
PRODUCT LINE TOTAL ***		754	0	0	754				5910277					
PRODUCT LINE:														
02-5300	GLOVE NS ULTRACARE S	0	0	2	-2	5		20	7	CS	08/16/04	06/05/04	03/31/04	
05031-101	THERM PROBE COVER SU	17	0	0	17	24		36	7	CS	08/17/04	08/01/04	03/31/04	061 5
052122	GAYLE SPONGE NS 3X3	61	0	0	61	130		160	10	CS	08/17/04	06/15/04	03/31/04	061 1
052123	GAYLE SPONGE NS 414	59	0	0	59	130		100	1	LS	08/17/04	08/15/04	03/31/04	061 29
056401	BAND AID SHEER 3/4"	24	0	0	24	24		24	0	CS	08/17/04	08/11/04	03/31/04	061 24
087309	TEWA PAD 213" MON A	2	0	0	2	4		12	2	CR	08/16/04	07/28/04	01/31/04	
09009	H PYLEOR OS QUICKVI	2	0	0	2	3		3	1	EX	08/16/04	06/15/04	03/31/04	061 2
10-1405	METRICIDE 14 DAY QUA	0	0	0	0	16		16	16	CS	08/17/04	08/06/04	03/31/04	
1916-0	SUTURE 6-0 GUT PC-1	0	0	0	0	1		1	1	EX	07/05/04	07/14/04	03/31/04	
23003	SPECULA, GREEN, 3MM	0	0	0	0	1		1	1	EA	08/16/04	08/08/04	01/31/04	
2201	SYSTEM LINT CLASSIC 1	0	0	0	0	1		1	1	EA	08/15/04	08/01/04	03/31/04	
285201	CAFFEY REG LOOP TIP	18	0	0	18	20		20	2	CS	08/17/04	08/17/04	03/31/04	061 18
3040-540	CENTRIFUGE TUBES 15M	9	0	0	9	10		10	2	CS	08/16/04	08/16/04	01/31/04	061 9
36700	APPLI 6" ST COTTON T	2	0	0	2	10		20	8	CS	08/17/04	05/23/04	03/31/04	
400-1	BANDAGE LINC OI 4"X1	0	0	0	0	4		12	4	CS	08/17/04	08/04/04	03/31/04	
4630	SPECIMEN CUP 6.505 W	50	0	0	50	130		100	50	CS	08/16/04	08/11/04	03/31/04	061 50
4644	BAND-AID SHEER 1X3"	2	0	0	2	12		24	10	CS	08/17/04	08/15/04	01/31/04	
4755	BAND-AID SHEER 3/4"	0	0	0	0	6		12	6	LS	08/05/04	08/01/04	03/31/04	
52434	SPECULA 4 MM DISP 10	10	0	0	10	10		10	0	CS	08/15/04	08/11/04	03/31/04	061 10
582182	TABLE PAPER 19" SM 1	15	0	0	15	15		20	0	CS	08/17/04	08/15/04	01/31/04	061 10
588101	TOVEL PROF 13X18 3PL	31	0	0	31	30		35	-1	CS	08/16/04	08/15/04	03/31/04	061 26
66000317	PRIMAPORE DRESSING	0	0	0	0	3		10	3	CS	08/16/04	08/17/04	03/31/04	
800060	DVP SWAR STY 11R 50	6	0	0	6	6		10	1	CR	08/16/04	08/16/04	01/31/04	061 1
91009	ALCOHOL 70% GALLON	2	0	0	2	4		4	1	CS	08/16/04	08/08/04	01/31/04	061 2
908295	GAYLE SPONGE 414 RW	0	0	0	0	1		1	1	LS	08/15/04	08/15/04	03/31/04	
916203	TABLE PAPER 20" CE 1	0	0	0	0	1		1	1	CS	08/16/04	04/18/04	03/31/04	
916221	DOTY TABLE PAPER 21"	1	0	0	1	2		2	1	CR	08/16/04	08/11/04	01/31/04	
990300	LANCETS HAEMOLANCE 1	5	0	0	5	8		10	3	EX	08/16/04	08/04/04	03/31/04	061 3
C29600	ALCOHOL PAD LGE NS 1	0	0	0	0	2		10	2	CS	08/17/04	07/12/04	03/31/04	

This report highlights items below the reorder point.

Account:65 BASE.12 Port:065 Menu:INV.REPORTS Capture:On

Inventory Reports System

Transaction Registers

- 1. In-Transit Posting Register
- 2. Receipts Posting Register
- 3. Inventory Adjustment Register
- 4. Transfer Register
- 5. Inventory Transaction Audit Report
- 6. Product Activity Report
- 7. Consignment Return Register

Inquiries

- 15. Inventory by Vendor Inquiry
- 16. Inventory Transaction - by Customer
- 17. Inventory Transaction - by Product
- 18. Lot Availability Inquiry
- 19. Availability Detail Report
- 20. Availability Detail Inquiry
- 21. Availability Summary Report

Inventory Status Reports

- 8. Stock Status--Sales Report
- 9. Low Stock Reports
- 10. Excess Inventory Report
- 11. Purchasing Report by Vendor
- 12. Weeks Supply Analysis
- 13. Below ROP Report
- 14. Inventory Analysis Report

- 22. Arcos Acquisitions Transaction Rpt
- 23. Arcos Dispositions Transaction Rpt
- 24. Lot Expiration Date Report
- 25. Lot Availability Report
- 26. Intransit Listing

Enter Selection or END :

Inventory Analysis

RUN : 15 Oct 2004

INVENTORY ANALYSIS REPORT FOR WAREHOUSE | 041 NEW YORK

PAGE : 1

PRODUCT	DESCRIPTION	DM	SOLD OVER THE PAST YEAR				STILL IN STOCK		
			UNITS SOLD TN PART 12 MONTHS	POST PER UNIT	EXTENDED % POST	CUMULATIVE % OF ALL SALES	UNITS NOW IN STOCK	VALUE OF STOCK AT COST	CUMULATIVE % OF TOTAL INVENTORY
E-C560D	NYLON BLK BRD	EA	7710	161.24	1243169.40	9.760	221	36421.04	7.279
E-C575D	NYLON BLK BRD	EA	7095	169.55	1199411.75	16.725	3	472.65	7.376
E-TPW62	TEMP CARDIAC FACING WIRE	EA	3703	292.82	1107736.06	24.531	36	10541.52	9.529
E-C576D	NYLON BLK BRD	EA	6755	159.55	1077769.25	32.125	35	5584.25	10.669
E-TPW60	TEMP CARDIAC FACING WIRE	EA	2870	295.44	847912.80	38.100	3	885.32	10.850
E-TPW52	CARDIAC FACING WIRE	EA	2974	280.37	833829.38	43.575	170	47662.93	20.585
E-TPW60	TEMP CARDIAC FACING WIRE	EA	7842	780.17	794811.44	84.490	96	74914.47	76.082
E-C847D	SILK RLY BRD	EA	6400	137.43	764314.00	84.917	74	4794.47	76.756
E-C843D	SILK RLY BRD	EA	4974	134.47	674893.47	84.649	18	2442.04	77.266
E-C046D	SILK BLE BRD	EA	2996	125.55	541657.90	62.496	230	21175.53	12.421
E-C046D	SILK BLE BRD	EA	2904	137.22	523409.22	47.167	6	822.94	12.789
E-C054D	SILK BLE BRD	EA	4056	127.09	518721.04	70.622	10	2302.02	34.260
E-C004D	SILK BLE BRD	EA	3885	135.47	518539.95	74.476	224	28897.23	40.366
E-Y1100	MONOCRYL* TD MONO	EA	6805	71.20	484516.00	77.850	24	1708.83	40.715
E-C053D	SILK BLE BRD	EA	3702	128.55	475892.10	61.243	26	2055.87	41.135
E-Y1090	MONOCRYL* TD MONO	EA	6730	68.50	461005.00	84.492	18	1233.03	41.387
E-Y1110	MONOCRYL* TD MONO	EA	5412	71.70	391474.40	57.307	12	844.41	41.461
ARMKRU-RR	SPRING STICK UP D DF	CR	1446	131.40	211344.60	58.834	424	44714.41	42.460
NRN-R	NO STIFFER STICK HP FURVEN	CR	1430	92.60	177988.00	40.046	147	14764.21	46.760
E-C012R	MONOCRYL* TD MONO	EA	1289	92.92	113647.99	50.647	19	1472.74	66.951
513029-42	OLYMPIC UNIDEX SWEATER	EA	1020	46.40	04440.00	51.442	2507	120033.03	60.567
117155-105	ADVANTAGE HENS BOOT	FR	1030	44.39	01500.02	52.017	05	3773.15	61.337
AQUAPHOR	AQUAPHOR MOISTURIZING	EA	5288	15.00	79320.00	32.576	91	1365.03	61.616
117155-075	ADVANTAGE HENS BOOT	FR	1709	44.39	75852.51	53.110	70	3107.33	62.251
513029-50	OLYMPIC UNIDEX SWEATER	EA	1588	46.40	73681.20	53.629	62	2875.87	62.638
514029-46	OLYMPIC UNIDEX SWEATER	EA	1474	46.40	72987.70	54.744	4	742.01	62.846
514029-44	OLYMPIC UNIDEX SWEATER	EA	1418	46.40	74434.70	54.640	93	1314.71	62.947
117155-124	ADVANTAGE HENS BOOT	FR	1446	44.39	64070.84	54.127	23	942.14	63.448
513029-52	OLYMPIC UNIDEX SWEATER	EA	1474	46.40	68292.60	55.609	95	2941.02	64.762
513029-56	OLYMPIC UNIDEX SWEATER	EA	1470	46.40	68200.00	56.009	20	923.02	64.953
513029-46	OLYMPIC UNIDEX SWEATER	EA	1464	46.40	67929.60	56.560	140	5495.03	66.279
117155-070	ADVANTAGE HENS BOOT	FR	1402	44.39	62234.78	57.006	85	3773.15	67.050
513029-48	OLYMPIC UNIDEX SWEATER	EA	1204	46.40	55855.60	57.400	130	5032.03	68.282
117155-065	ADVANTAGE HENS BOOT	FR	1166	44.39	51758.74	57.765	0	2.02	68.282
117155-120	ADVANTAGE HENS BOOT	FR	1142	44.39	50749.48	58.114	12	817.41	68.701
117155-127	ADVANTAGE HENS BOOT	FR	1022	44.39	45366.58	58.438	72	3195.03	69.043
AQUAPHOR-HEAT	HEAT WRITER OINTMENT	EA	7940	6.70	74422.00	58.674	72	83.41	69.043
ARMKRU-E	STICK UP DEOD EVERGREEN	CR	1926	11.00	21175.00	59.775	1099	11979.03	71.506
AQUAPHOR-CLEAR	CLEAR ULTRACOTED TRANS CR	EA	4224	5.00	21120.00	59.923	0	2.02	71.606
NRN-R	NO FRILLS SPRING STICK UP	CR	1650	110.16	18229.44	59.031	05	703.33	71.666
ARMKRU-S	STICK UP DEOD SPRING	CR	1507	9.08	13683.56	59.127	898	8153.84	73.331
NRN-R	NO FRILLS STICK UP LEMON	CR	1832	7.30	13373.60	59.221	30	218.02	73.376
AQUAPHOR-GAUZE	MOISTURIZING GAUZE	EA	5468	2.20	12029.60	59.306	161	351.23	73.448
AQUAPHOR-C	HEATWRITER TRANS CR	EA	7798	4.74	17444.00	59.340	0	3.01	73.448
NRN-R	NO STIFFER STICK HP SPRING	CR	1401	7.10	14447.10	59.467	7077	7443.41	74.472
ARMKRU-E	STICK UP TIDE	EA	12470	0.79	14447.10	59.496	48	17.47	74.940
NRN-R	NO FRILLS STICK UP EVERGRN	CR	1239	7.20	8044.70	59.600	101	727.23	75.120

This report is designed to show item sales using inventory investment. Highlighting items, where significant investment is yielding poor return on investment.

Account:65 BASE.12 Port:065 Menu:SA.MENU Capture:On

Sales Analysis

1. Product Analysis Reports

2. Customer Analysis Reports

3. Customer-Product Sales Reports

4. Sales History Inquiries

Enter Selection or END :

Account:65 BASE.12 Port:065 Menu:SA.PROD Capture:On

Product Analysis Reports

1. Sales Summary by Warehouse by P/C

2. Discontinued Items

3. Descending Product Unit Sales

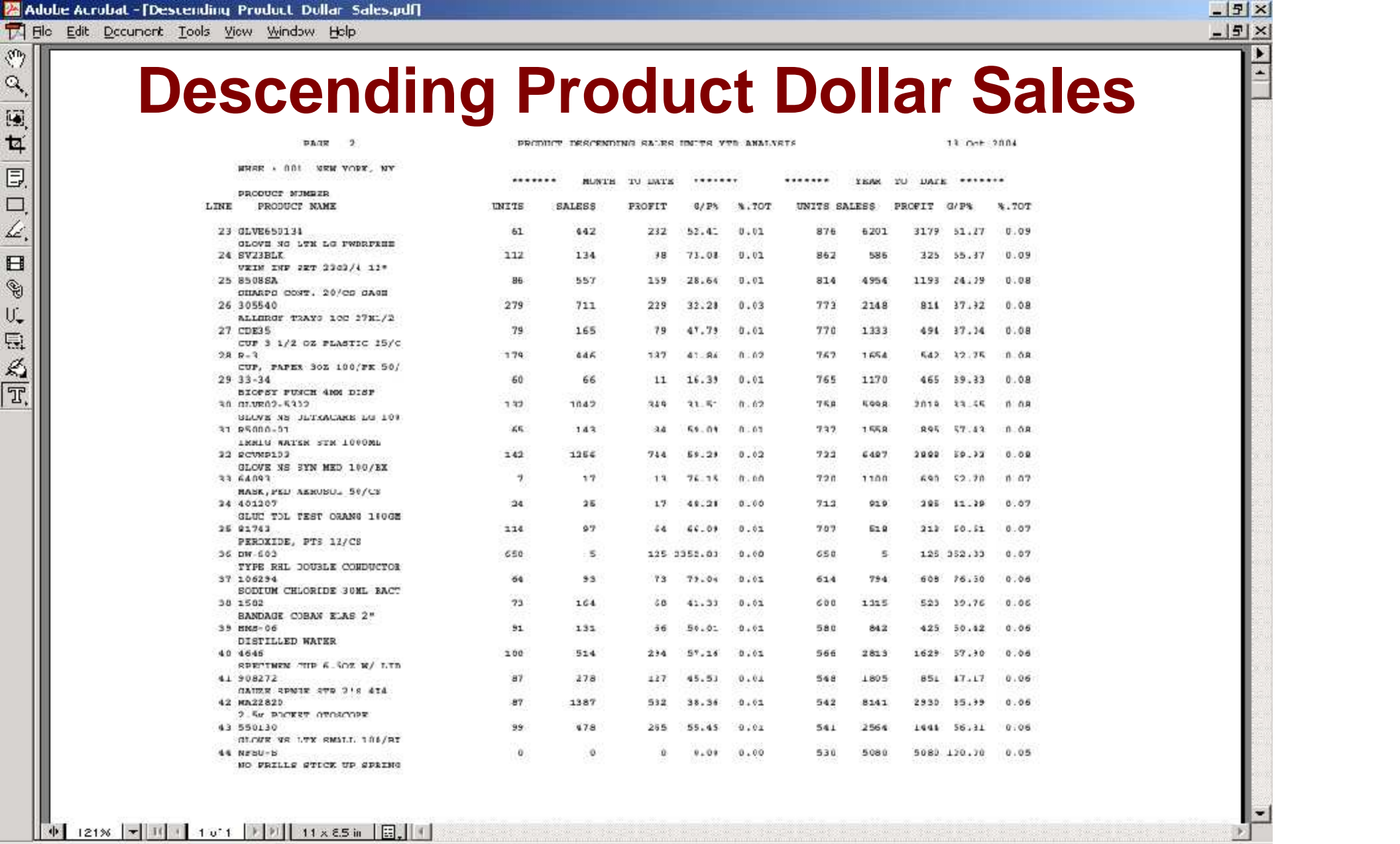
4. Descending Product Dollar Sales

5. Sales History (this year - last year)

6. Sales Summary Spread by Month by P/C

7. Sales Summary Spread by Month by Vendor

Enter Selection or END :



Descending Product Dollar Sales

PAGE 2 PRODUCT DESCENDING SALES UNITS YTD ANALYSIS 13 Oct 2004

WARR + 001 NEW YORK, NY

LINE	PRODUCT NUMBER PRODUCT NAME	***** MONTH TO DATE *****					***** YEAR TO DATE *****				
		UNITS	SALES	PROFIT	G/P%	%TOT	UNITS	SALES	PROFIT	G/P%	%TOT
23	GLVE650131 GLOVE NS LTR LG PWRPHE	61	442	232	52.41	0.01	876	6201	3179	51.17	0.09
24	SV23BLK VREM INF PRT 2303/4 11*	112	134	38	71.08	0.01	862	586	325	55.37	0.09
25	85088A SHARPO COHT. 20/CD GASH	86	557	159	28.64	0.01	814	4954	1193	24.19	0.08
26	305540 ALLERGY TRAYS 100 27X1/2	279	711	219	32.28	0.03	773	2148	811	37.32	0.08
27	CDE35 CUP 3 1/2 OZ PLASTIC 25/C	79	165	79	47.79	0.01	770	1333	491	37.34	0.08
28	R-3 CUP, PAPER 3OZ 100/PK 50/	179	444	137	41.84	0.02	747	1654	642	32.76	0.08
29	33-34 BIOFEX PUNCH 4MG DISP	60	66	11	16.39	0.01	765	1170	465	39.33	0.08
30	GLV650132 GLOVE NS JLTACAKE LG 100	142	1042	244	21.47	0.02	748	4998	2019	33.46	0.08
31	84005-01 SMALL WATER STM 1000ML	45	143	34	66.04	0.01	737	1658	895	57.13	0.08
32	PCVMP103 GLOVE NS SYN MED 100/EX	142	1264	714	59.29	0.02	722	6487	2999	59.32	0.08
33	64893 MASK, PFLU AEROSOL 50/CS	7	17	13	76.14	0.00	720	1100	460	42.70	0.07
34	401207 GLUC TOL TEST ORANG 100GE	24	26	17	48.28	0.00	713	919	295	32.29	0.07
35	91743 PEROXIDE, PTS 11/CS	114	97	54	64.09	0.01	707	519	213	50.51	0.07
36	DW-603 TYPE RHL DOUBLE CONDUCTOR	650	5	125	3352.00	0.00	650	5	125	3352.00	0.07
37	106294 SODIUM CHLORIDE 30ML BACT	64	83	73	77.04	0.01	614	754	608	76.30	0.06
38	1502 BANDAGE COBAN ELAS 2"	73	164	50	41.33	0.01	600	1315	523	39.76	0.06
39	HMS-06 DISTILLED WATER	91	131	36	56.01	0.01	580	842	425	50.42	0.06
40	4646 SPRINTEN 700 6.4oz W/ LTR	100	514	234	57.14	0.01	566	2813	1629	57.90	0.06
41	908272 PAPER 4000 370 218 414	87	278	127	45.53	0.01	548	1805	851	47.17	0.06
42	MA22820 2 1/2 PAPER STAPLER	87	1387	532	38.36	0.01	542	8141	2930	35.99	0.06
43	550130 GLOVE NR LTR SMILT. 100/PT	99	478	295	55.45	0.01	541	2564	1444	56.31	0.06
44	NFSU-B NO WRILLS STICK UP SPRING	0	0	0	0.00	0.00	530	5080	5080	100.00	0.05

This report provides an analysis of products in descending sales dollars sequence.

Account:65 BASE.12 Port:065 Menu:SA.PROD Capture:On

Product Analysis Reports

1. Sales Summary by Warehouse by P/C

2. Discontinued Items

3. Descending Product Unit Sales

4. Descending Product Dollar Sales

5. Sales History (this year - last year)

6. Sales Summary Spread by Month by P/C

7. Sales Summary Spread by Month by Vendor

Enter Selection or END :

Sales Summary Spread by Month by Vendor

WHE: 001 NEW YORK, NY VENDOR / PRODUCT SPREAD ANALYSIS AS OF 08/15/04 PAGE 301

VEND: WELCOM WELCOM INC

****MONTHLY SALES UNITS THROUGH CURRENT YEAR MONTH 08**** YEAR TO DATE PCT

PRODUCT NUMBER	PRODUCT DESCRIPTION	V/M	1	2	3	4	5	6	7	8	9	10	11	12	THIS YR	LAST YR	COE
7203	CATH TRAY FOLEY W/16CC SY	EA	3	12	20	0	2	3	4	12	10	0	1	0	67	0	0
7302	CATH TRAY JRETH W/14FR	EA	1	0	3	4	1	0	8	1	1	10	2	3	13	3	500
7304	CATH TRAY FOLEY W/36CC SY	EA	4	0	0	0	0	0	0	0	0	10	0	0	4	0	0
7402	FEMALE CATH TRAY 8FR	EA	43	39	25	39	41	12	17	25	15	2	31	50	241	0	0
8312	SYR HARKULCER 2 OZ 50/CS	CS	11	12	9	2	4	0	0	0	5	0	1	4	33	0	0
**WELCOM	WELCOM INC		62		67		49		39		21		36				
				64		45		15		38		22		57	353	3	1833

This report provides sales information by vendor, and by product, displaying monthly unit or dollar sales.

Account:65 BASE.12 Port:065 Menu:SA.CUST Capture:On

Customer Analysis Reports

- 1. Customer Activity Analysis
- 2. Customer Activity Analysis (No Gross Profit)
- 3. Customer Gross Profit Report by Salesman
- 4. Inactive Customer Report
- 5. Descending Customer Dollar Sales
- 6. Descending Customer Gross Profit
- 7. Consolidated Comparative Sales by Customer
- 8. Comparative Sales by Customer by Company
- 9. Comparative Sales by Salesman
- 10. Twelve Month Customer Sales Analysis

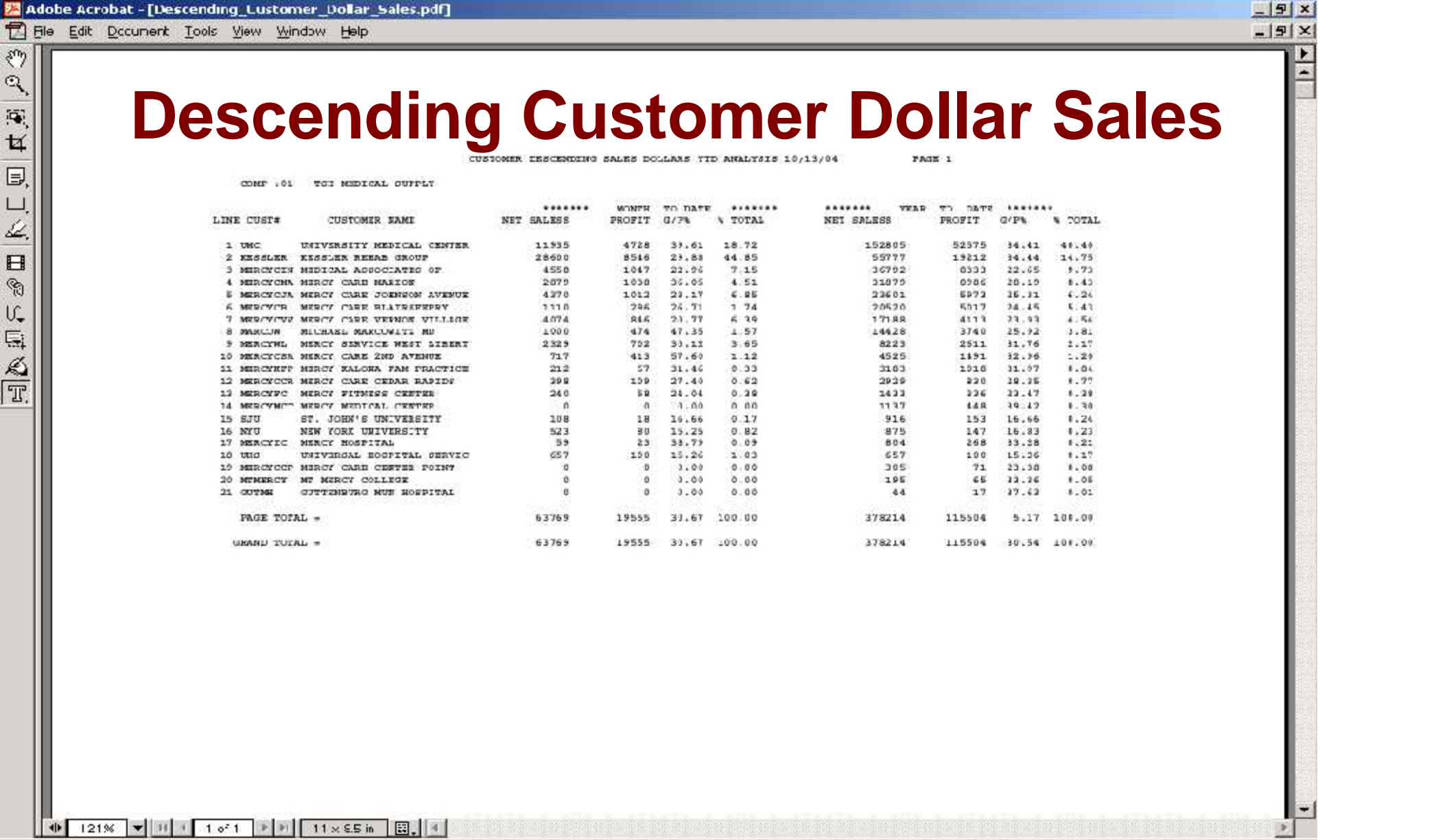
Enter Selection or End :

Account:65 BASE.12 Port:065 Menu:SA.CUST Capture:On

Customer Analysis Reports

- 1. Customer Activity Analysis
- 2. Customer Activity Analysis (No Gross Profit)
- 3. Customer Gross Profit Report by Salesman
- 4. Inactive Customer Report
- 5. Descending Customer Dollar Sales**
- 6. Descending Customer Gross Profit
- 7. Consolidated Comparative Sales by Customer
- 8. Comparative Sales by Customer by Company
- 9. Comparative Sales by Salesman
- 10. Twelve Month Customer Sales Analysis

Enter Selection or End :



Descending Customer Dollar Sales

CUSTOMER DESCENDING SALES DOLLARS YTD ANALYSIS 10/13/04 PAGE 1

COMP 101 WGI MEDICAL SUPPLY

LINE	CUST#	CUSTOMER NAME	***** NET SALES	MONTH PROFIT	TO DATE G/P%	***** % TOTAL	***** NET SALES	YEAR PROFIT	TO DATE G/P%	***** % TOTAL
1	UMC	UNIVERSITY MEDICAL CENTER	11995	4728	39.61	18.72	152805	52575	34.41	40.40
2	KESSELEN	KESSELEN REEBS GROUP	28600	8546	29.88	44.85	55777	19212	34.44	14.75
3	MERCYCEN	MEDICAL ASSOCIATES OF	4550	1047	22.96	7.15	16792	3333	22.05	8.73
4	MERCYCHA	MERCY CARE MAISON	2079	1030	36.05	4.51	31070	9986	20.19	8.43
5	MERCYCJA	MERCY CARE JOHNSON AVENUE	4370	1012	23.17	6.85	23601	5972	26.11	6.24
6	MERCYCR	MERCY CARE BLAISESPRY	1110	294	24.71	1.74	20430	5017	24.16	5.41
7	MERCYCVV	MERCY CARE VERNON VILLAGE	4074	814	20.77	4.19	17188	4173	23.93	4.56
8	MARLOW	MICHAEL MARLOWE MD	1000	474	47.35	1.57	14428	3740	25.92	1.81
9	MERCYML	MERCY SERVICE WEST LIBERT	2329	702	30.13	3.65	8223	2511	31.76	2.17
10	MERCYCBA	MERCY CARE 2ND AVENUE	717	413	57.60	1.12	4525	1491	32.96	1.29
11	MERCYKPT	MERCY KALONA PAM PRACTICE	212	57	31.46	0.33	3163	1010	31.97	0.04
12	MERCYCCR	MERCY CARE CEDAR RAPIDS	399	159	29.40	0.62	2929	920	30.26	0.77
13	MERCYFC	MERCY FITNESS CENTER	240	58	24.04	0.39	1433	326	22.47	0.29
14	MERCYMT	MERCY MEDICAL CENTER	0	0	0.00	0.00	1137	448	39.12	0.30
15	SJU	ST. JOHN'S UNIVERSITY	108	18	16.66	0.17	916	153	16.66	0.24
16	NYU	NEW YORK UNIVERSITY	523	80	15.25	0.82	875	147	16.83	0.23
17	MERCYIC	MERCY HOSPITAL	59	23	38.79	0.09	804	268	33.28	0.21
18	UIS	UNIVERSAL HOSPITAL SERVIC	657	150	22.66	1.03	657	100	15.26	0.17
19	MERCYCP	MERCY CARE CENTER POINT	0	0	0.00	0.00	305	71	23.30	0.00
20	MERCYCC	MT MERCY COLLEGE	0	0	0.00	0.00	195	65	32.26	0.05
21	OTSM	OTTUMWAGO MUN HOSPITAL	0	0	0.00	0.00	44	17	37.42	0.01
PAGE TOTAL =			63769	19555	30.67	100.00	378214	115504	30.54	100.00
GRAND TOTAL =			63769	19555	30.67	100.00	378214	115504	30.54	100.00

This report provides a year-to-date analysis of descending dollar sales by customer.

Account:65 BASE.12 Port:065 Menu:SA.CUST Capture:On

Customer Analysis Reports

- 1. Customer Activity Analysis
- 2. Customer Activity Analysis (No Gross Profit)
- 3. Customer Gross Profit Report by Salesman
- 4. Inactive Customer Report
- 5. Descending Customer Dollar Sales
- 6. Descending Customer Gross Profit
- 7. Consolidated Comparative Sales by Customer
- 8. Comparative Sales by Customer by Company
- 9. Comparative Sales by Salesman
- 10. Twelve Month Customer Sales Analysis

Enter Selection or End :

Twelve Month Customer Sales Analysis

Date: 14 Oct 2004

Customer Sales Analysis
Twelve Month Customer Sales for Salesman :001

Page: 3

	Aug 04	Sep 03	Oct 03	Nov 03	Dec 03	Jan 04	Feb 04	Mar 04	Apr 04	May 04	Jun 04	Jul 04	Total
MANUFACTURER	507	7320	7666	6430	3320	7135	5162	2400	2122	020	2130	790	46010
Total Terr:	37140	71760	48734	40717	34470	41421	16189	39348	19244	992032	48640	37109	1265249
COLUMBIA*PRESE	0	0	0	0	0	0	0	0	0	0	0	0	0
1	208	0	209	0	212	132	58	39	313	425	818	0	2474
Total Class:01													
RETAILER	208	0	209	0	212	132	58	39	313	425	818	0	2474
AJAX INDUSTRIA	0	0	0	0	0	0	0	0	0	0	0	0	0
IDEAL DISTRIBU	0	100	0	90	0	2210	0	0	0	0	3500	0	0
IDEAL DISTRIBU	0	0	119	0	12	0	12	0	24	0	0	48	415
Total Class:02													
OKM	0	0	119	0	12	0	12	0	24	0	0	48	415
Total Terr:01													
MTMERT	308	0	438	0	334	139	70	34	337	434	818	48	1884
ST. MARKS MENT	0	350	2800	0	0	0	0	0	1300	0	0	0	0
ST. MICHAELS M	0	0	0	0	0	0	1100	210	1400	0	0	0	0
UNIVERSITY MED	0	3000	100	20	205	2110	0	0	3200	6264	3500	2000	9764
UNITED SUPPLY	0	0	0	0	0	0	200	100	0	0	0	0	0
Total Class:01													
RETAILER	0	0	0	10	0	3	2500	0	300	6264	3500	0	9764
Total Terr:02													
NORTH EAST	560	0	1100	0	0	110	2500	200	7830	6264	3500	0	9764
EGGY'S DAIRY E	0	100	0	1200	0	0	3100	0	0	0	0	2500	0
Total Class:03													
DISTRIBUTOR	50	40	2100	2000	0	4010	0	10000	500	0	0	0	0
Total Terr:05													
NORTH WEST	100	2000	0	50	3000	1010	300	0	300	200	0	300	0
Total Class:001													
by Fortig	38258	77240	58562	44947	39899	51073	44959	49804	54831	89921	56365	42047	2026219

This report provides sales information in it's entire form for a twelve month period.

Account:65 BASE.12 Port:065 Menu:SA.PROD.CUST Capture:On

Customer-Product Sales Analysis

1. Sales by Co# by Cust by Sism by Prod

2. Sales Spread by Co# by Cust by Sism by Prod

3. Sales by Product by Customer

4. Sales Summary by Salesman

5. Sales by Salesman by P/C

6. Sales Spread by Salesman by P/C

7. Sales by Salesman by Customer by P/C

8. Sales Summary by Company by P/C

9. Special Sales Analysis - Detail

10. Special Sales Analysis - Summary

11. Missing Sales Report

Enter Selection or END :

Sales by Company by Customer by Salesman by Product

CO: 01 ISH MEDICAL SUPPLY SALESMAN/ CUSTOMER / PRODUCT ANALYSIS AS OF 08/15/04 PAGE 68
FOR FISCAL MONTH 08

SLSM: 003 LISA PERTIG
CUST#: MERICYCAJ MERCY CARE JOHNSON AVENUE

PRODUCT NUMBER & DESCRIPTION	U/M	MONTH			YTD			MONTH			YTD		
		THIS YR	LAST YR	PCT	THIS YR	LAST YR	PCT	THIS YR	LAST YR	PCT	THIS YR	LAST YR	PCT
FINGER SPLINT PO MED 2 1/4 71907	EA	2	15	90	2	0	0	0	25	52	3	490	300
FINGER SPLINT LG 3" PD 72200	EA	1	0	0	5	2	11	13	0	0	155	0	0
BATTERY 3.5V RECHARGABLE 72396	EA	0	0	0	3	0	0	0	0	0	0	0	0
TAPE MEASURE 60" 7302	EA	0	12	80	1	0	0	0	0	0	3	0	0
CATH TRAY URETH W/14FR 70010	EA	1	0	0	3	0	0	150	0	0	422	0	0
ILLUMINATION SYSTEM COMPLT 7824	RY	1	0	0	1	0	0	24	0	0	74	0	0
GLOVE GORO SZ 7 LTX 50PR/ 7825	BX	0	8	5	1	0	0	0	0	0	24	0	0
GLOVE SURG SZ 8 LTX 50PR/ 7826	BX	3	0	0	10	10	100	0	0	0	0	0	0
GLOVE SURG SZ 8.5 LTX 50/ 7827	RY	0	1	14	1	0	0	0	100	70	71	0	0
GLOVE SURG SZ 5.5 LTX 50/ 800040	BX	0	0	0	4	0	0	0	0	0	18	0	0
PUP SHWR STX 1.8 50/PRS 80790	EA	1	8	5	3	6	100	0	0	0	0	21	100
SOAP, DIAL, 16OZ DSPNSR 81020	EA	0	0	0	2	0	0	0	0	0	21	0	0
TENNIS ELBOW SUP JLA UNIV 81043A	EA	0	12	100	30	12	150	0	7	100	18	7	168
ALCOHOL, IRO. 75% 81707	EA	3	0	0	10	0	0	77	0	0	255	0	0
ANKLE SPLINT AIR RIGHT 81717	EA	1	0	0	4	0	0	77	0	0	153	0	0
ANKLE SPLINT AIR LEFT 81743	EA	2	0	0	43	0	0	0	0	0	23	0	0
PEROXIDE, DPG 12/20 820000	BX	0	0	0	43	0	0	0	0	0	76	0	0
BI/TOWN. PADN MEN 700/ROY 82329	PE	0	10	15	5	0	0	0	0	0	26	5	50
VAGINAL SPECULA DSP 3M 10 82430	PE	0	0	0	1	0	0	0	0	0	10	0	0
VAGINAL SPECULA DSP MD 10 82331	PE	0	0	0	3	12	150	0	0	0	0	0	0

This report highlights month to date and year to date sales information.

Account:65 BASE.12 Port:065 Menu:SA.PROD.CUST Capture:On

Customer-Product Sales Analysis

1. Sales by Co# by Cust by Sism by Prod

2. Sales Spread by Co# by Cust by Sism by Prod

3. Sales by Product by Customer

4. Sales Summary by Salesman

5. Sales by Salesman by P/C

6. Sales Spread by Salesman by P/C

7. Sales by Salesman by Customer by P/C

8. Sales Summary by Company by P/C

9. Special Sales Analysis - Detail

10. Special Sales Analysis - Summary

11. Missing Sales Report

Enter Selection or END :

Sales by Product by Customer

CO: 01 TRS MEDICAL SUPPLY PRODUCT / CUSTOMER ANALYSIS AS OF 09/30/04 PAGE 278
 FOR FISCAL MONTH 02

CUSTOMER#	CUSTOMER NAME	MONTH	UNITS	PLY	YTD UNITS	PLY	MONTH	SALES\$	PLY	YTD SALES\$	PLY		
		THIS YR	LAST YR	COE	THIS YR	LAST YR	COE	THIS YR	LAST YR	COE	THIS YR	LAST YR	COE

PRODUCT# V/M DESCRIPTION
 N885023 EA VISION SCREENER MMS CNTG

FERRIER	FERRIER SENAR GROUP	1	0	0	1	80	70	1544	128	0	3190	480	0
---------	---------------------	---	---	---	---	----	----	------	-----	---	------	-----	---

PROD# N885023		1	0	0	1	80	70	1555	128	0	3190	480	0
---------------	--	---	---	---	---	----	----	------	-----	---	------	-----	---

PRODUCT# V/M DESCRIPTION
 N885088A EA SHARPS CONT. 20/CS SAGE

MERCYIND	MEDICAL ASSOCIATES OF	0	14	100	1	14	100	0	93	100	0	93	100
----------	-----------------------	---	----	-----	---	----	-----	---	----	-----	---	----	-----

MERCYNL	MERCY SERVICE WEST LIBERT	0	0	0	1	12	100	0	0	0	0	80	100
---------	---------------------------	---	---	---	---	----	-----	---	---	---	---	----	-----

PROD# N885088A		0	14	100	1	26	100	0	93	100	0	172	100
----------------	--	---	----	-----	---	----	-----	---	----	-----	---	-----	-----

PRODUCT# V/M DESCRIPTION
 N88414 EX GLOVES, DERMA PRENK SZ 7

MERCYCB	MERCY CARE BLAINSFERRY	0	0	9	1	40	0	0	0	0	0	0	0
---------	------------------------	---	---	---	---	----	---	---	---	---	---	---	---

MERCYCCR	MERCY CARE CEDAR RAPIDS	0	0	0	1	40	0	0	0	0	145	0	0
----------	-------------------------	---	---	---	---	----	---	---	---	---	-----	---	---

PROD# N88414		0	0	9	1	40	0	0	0	0	145	0	0
--------------	--	---	---	---	---	----	---	---	---	---	-----	---	---

PRODUCT# V/M DESCRIPTION
 N88515 EX GLOVE DERMA PRENK SZ 7 1/2

MERCYLVV	MERCY LAKE VERNON VILLAGE	0	0	10	1	0	10	0	0	0	0	0	0
----------	---------------------------	---	---	----	---	---	----	---	---	---	---	---	---

PROD# N88515		0	0	10	1	0	10	0	0	0	0	0	0
--------------	--	---	---	----	---	---	----	---	---	---	---	---	---

This report highlights a summary of sales information by company, by product, and by customer, for a selected fiscal period and year-to-date.

Account:65 BASE.12 Port:065 Menu:SA.PROD.CUST Capture:On

Customer-Product Sales Analysis

1. Sales by Co# by Cust by Sism by Prod

2. Sales Spread by Co# by Cust by Sism by Prod

3. Sales by Product by Customer

4. Sales Summary by Salesman

5. Sales by Salesman by P/C

6. Sales Spread by Salesman by P/C

7. Sales by Salesman by Customer by P/C

8. Sales Summary by Company by P/C

9. Special Sales Analysis - Detail

10. Special Sales Analysis - Summary

11. Missing Sales Report

Enter Selection or END :

Account:65 BASE.12 Port:065 Menu:SA.PROD.CUST Capture:On

Customer-Product Sales Analysis

1. Sales by Co# by Cust by Sism by Prod

2. Sales Spread by Co# by Cust by Sism by Prod

3. Sales by Product by Customer

4. Sales Summary by Salesman

5. Sales by Salesman by P/C

6. Sales Spread by Salesman by P/C

7. Sales by Salesman by Customer by P/C

8. Sales Summary by Company by P/C

9. Special Sales Analysis - Detail

10. Special Sales Analysis - Summary

11. Missing Sales Report

Enter Selection or END :

Special Sales Analysis Summary

10/13/04 09:49am TRR MEDICAL SUPPLY Page 1
 Order Entry Sales Analysis Report
 All Customers
 (Report Period: All Dates)

Part	Description	Qty	Cost	Price	Profit	Margin
7194	PLASTER SPLIT* F	4	414.400	1287.000	147.430	28.4%
7194	PLASTER SPLIT* F	1	414.200	847.400	748.430	28.4%
14214	CEYRON GANULIA 2	7	7.488	4.488	2.742	48.4%
016660142	GLOVE NS LTX MD	104	143.400	484.100	127.310	47.7%
RT404174	23 G X3 REDIRECT	4	14.074	22.188	4.744	27.8%
WA22820	2.5V POCKET OCOS	14	114.430	184.942	48.432	24.4%
RT404174	19 Gx1 REDIRECT	1	7.188	14.818	7.710	47.1%
7827	GLOVE SURG SZ 8.	1	14.600	23.500	8.900	37.9%
BD305197	15 GXLN PRECISI	2	7.100	9.320	2.220	21.8%
7824	GLOVE SURG SZ 7	2	25.200	63.000	33.800	53.7%
BD305179	20G XL3 PRECISI	1	3.550	10.150	5.600	65.0%
7825	GLOVE SURG SZ 7.	5	73.000	117.500	41.500	37.9%
BD305198	15GXL5IN PRECIS	1	7.190	10.150	2.950	29.2%
WA22821	2.5V POCKET OCOS	1	12.050	16.060	4.010	25.0%
20121	MONO TEST CARDS	1	55.000	75.250	15.250	21.6%
7824	GLOVE SURG SZ 9	1	14.400	24.400	7.400	41.0%
7826	GLOVE SURG SZ 8	2	41.800	86.500	42.700	47.4%
1850-15	PIENKEN GAL 1889	-4	-44.792	-50.940	-10.148	17.9%
1208764	REFLOTRON FURCAD	-2	-144.800	-168.970	-28.170	16.7%
911414	TABLE PAPER PDS	-1	-14.500	-19.280	-4.780	24.8%
980924	UNAPS. 40X48 BDU	-1	-16.850	-22.450	-5.600	24.9%
053028	CUTTON BALLS BDU	-2	-5.000	-15.500	-5.500	41.9%
GLOVE02-5301	GLOVE NS ULTRALA	-6	-31.500	-40.500	-9.000	22.2%
GLOVE02-5302	GLOVE NS ULTRALA	-4	-21.000	-27.000	-5.000	22.2%
744948	REFLOTRON. GLECO	-2	-103.400	-129.860	-25.460	20.4%
82005	SUTURCAST 5" WH	11	476.080	961.880	85.800	15.3%
82002	SUTURCAST 2" WH	5	194.940	229.950	35.010	15.2%
82004	SUTURCAST 4" WH	4	144.640	165.960	25.320	15.3%
82003	SUTURCAST 3" WH	7	188.160	222.040	33.880	15.3%
BD305189	15GXL5IN PRECIS	1	3.550	10.150	5.600	65.0%
J496-U	SUTURE VICKEL PS	3	222.150	266.550	44.400	16.7%
			1171.511	4503.062	1331.551	27.6%

This report will provide an overview by customer, product sales information, including quantity, cost, and profit margin.



Special Features

MDS has powerful reporting features

- Report Capture allows you to reprint a report multiple times.
- E-mail or fax a report directly from Report Capture
- Convert your reports to Adobe PDF's.
- Create your own report templates.
- Save reports to flat files.
- Don't see the reporting information you need create your own report criteria using ODBC and Microsoft Excel.