



ON TARGET WITH MDS

MDS Tools to Improve Your Operation

MDS Tools to Improve Your Operation

- 🎯 Optional Modules are Designed to Save Your Company Time and Money.
- 🎯 All options are ala carte - Choose only what is applicable to your business operation.
- 🎯 Choose and Pay For Only What You Need.



MDS Tools to Improve Your Operation

A selection of the optional modules:



UPS and Freight Maintenance



Delivery Master



Credit Card Processing



Tax Services



Wireless Warehouse Management



Scan Connect



Document Management



EDI



UPS and Freight Interface Comparison

With the Module

- Fully Integrated - no extra steps needed for the information to flow back to MDS.
- Both you and the customer save time - The tracking information prints on the invoice, is accessible on your website and through MDS.
- No significant change in operations to your warehouse staff - still using your freight system to process shipments.
- Accurately bill customers for the freight charges. Captures the cost of freight and the true GP net of freight.

- Provides the ability for proof of delivery.
- Ability to audit UPS/Fedex bills.



Without the Module

- In UPS, input the customer and address information.
- In MDS, manually input the freight amount.
- Customer will need to call your office for the tracking information.
- Tracking information is not easily accessible, you would need to retrieve it from the freight PC.
- To track the package, you would need to manually go to the website and retrieve it.
- Limits the use of freight rules.
- Time consuming and room for errors.

UPS and Freight Interface

UPS WorldShip

File Edit Activities Tools UPS Web Access Import/Export Data Window Manage Data Help

PACKAGES FREIGHT RETURN SUPPORT LABELS TRACK ADDRESS REPORT PRINT VOID ADD ON

Ship To Ship From Distribution

Customer ID: Update Address Book
 Residential

Company or Name:

Attention:

Address 1:

Address 2: Address 3:

Country/Territory: Postal Code:

United States

City or Town: State/Province/Country: Zip/Postmaster ZIP+4:

Service Options Detail Reference

Shipment

Freight

UPS Service: Ground

Need it there sooner?

Saturday Delivery

Package

Package Type:

Length: Width: Height: in

Declared Value:

Reference Number 1:

Reference Number 2:

Enter import key:

worldShip 2013

Shipment Cost (USD) 0.00

Electronic Scale Activated

Transit times shown are estimated based on UPS business days for packages tendered and picked up today.
Your invoice may vary from the displayed rates.

For Help, press Shift + F1

Ver: 16.0.31 PGXY (Pending: 0 Shipment(s), 0 Pkg(s), Cost: 0.00 USD)

In UPS, the only difference will be the need to input the release number to begin.

The operator can scan the bar code on the Pick Ticket, or manually input the release number.





PICKING TICKET

Page: 1

TSE Medical Company
1033 ROUTE 46
CLIFTON, NJ 07013

DEA# NJ1946578
Tel: 973-777-8050
Fax: 973-777-3063

Order Number

01141764001

Printed On:
08/29/14 10:47am

Ship To Phone: 212-777-1111

Bill-to: UMC

UNIVERSITY MEDICAL CENTER
ACCOUNTS PAYABLE/TRAVEL
400 BROADWAY AVE
NEW YORK CITY NY 10016-1460

Ship-to:

001 SY

UNIVERSITY MEDICAL CENTER
ACCOUNTS PAYABLE/TRAVEL
400 BROADWAY AVE
NEW YORK CITY NY 10016-1460

Order Date:	07/21/14	Salesman:	SY FERTIG
Required Date:	07/21/14	Ship Via:	UPS
Cancel Date:		Route:	NY
Order Taker:	SY FERTIG	Customer Order #:	1
		Caller:	1
License:	MA036769 Exp:	DEA#:	AJ9000059 Exp: 12/31/09
Special Instructions:	Office hours 9AM to 12PM		

Line	Location	Item Number / Description	Ordered	UM	Shipped	UM	B/O Qty	Unit Price	UM
1	1400B	GLVE02-6502 GLOVE NS NITRILE MD PURP POWDER FREE	10	EX	10	EX	0	0.000	EX
		THE FOLLOWING ITEMS HAVE BEEN BACKORDERED...							
		NS1205-3 GEL WARMER 3 BOTTLE Additional License Information State License for NY 2522774 Exp 07/31/14				EA	10		



Picked By: _____
Checked by: _____





PICKING TICKET

Page: 1

TSE Medical Company
1033 ROUTE 46
CLIFTON, NJ 07013

DEA# NJ1946578
Tel: 973-777-8050
Fax: 973-777-3063

Order Number

01141764001

Printed On:
08/29/14 10:47am

Ship To Phone: 212-777-1111

Bill-to: UMC
UNIVERSITY MEDICAL CENTER
ACCOUNTS PAYABLE/TRAVEL
400 BROADWAY AVE
NEW YORK CITY NY 10016-1460

Ship-to: 001 SY
UNIVERSITY MEDICAL CENTER
ACCOUNTS PAYABLE/TRAVEL
400 BROADWAY AVE
NEW YORK CITY NY 10016-1460

Order Date:	07/21/14	Salesman:	SY FERTIG
Required Date:	07/21/14	Ship Via:	UPS
Cancel Date:		Route:	NY
Order Taker:	SY FERTIG	Customer Order #:	1
		Caller:	1
License:	MA036769 Exp:	DEA#:	AJ9000059 Exp: 12/31/09
Special Instructions:	Office hours 9AM to 12PM		

Line	Location	Item Number / Description	Ordered	UM	Shipped	UM	B/O Qty	Unit Price	UM
1	1400B	GLVE02-6502 GLOVE NS NITRILE MD PURP POWDER FREE	10	EX	10	EX	0	0.000	EX
		THE FOLLOWING ITEMS HAVE BEEN BACKORDERED...							
		NS1205-3 GEL WARMER 3 BOTTLE Additional License Information State License for NY 2822774 Exp 07/31/14				EA	10		

The customer's information will then display on the screen.



Picked By: _____
Checked by: _____



UPS and Freight Interface

Application

MDS Shipment Processing Screen

Release Number

Customer Ship To

Bill To

1.Ship Via

2.Weight

3.Cartons

4.Charge Freight

5.Actual Freight

6.Freight

Release Total

7.Box#	----Tracking Number----	Box Weight	Box Charge	Box Date
1.	<input type="text" value="1Z1E350W0348763197"/>	<input type="text" value="16.70"/>	<input type="text" value="8.62"/>	<input type="text" value="08/04/14"/>
2.	<input type="text"/>	<input type="text"/>	<input type="text"/>	<input type="text"/>
3.	<input type="text"/>	<input type="text"/>	<input type="text"/>	<input type="text"/>

Enter Line# to Change, 0 or END to Invoice

There are two options for updating freight. You can update each release individually, which can be automatically called from Verification.



UPS and Freight Interface

Application

MDS Batch Shipment Processing

Total To be Shipped Selected for Update

Line	Release No.	Customer	Shipto	Via	Weight	Ctns	ChgFrt	Freight Amt	UPD
1	01147058001	KP3		01	1.0	1	Y	5.98	N
2	01153671001	WAWC		02	3.7	1	N		N
3	01155792001	UEKSAMPLE		01	12.1	1	N		N
4	01157519001	NFPC2		02	2.4	1	Y	50.18	N
5	01162077001	WAWC		01	16.7	1	N		N
6									
7									
8									
9									
10									
11									
12									
13									
14									
15									
16									
17									

ENTER LINE # TO CHANGE OR 0 TO ACCEPT

Or the Batch Shipping Update process can be used, where multiple shipments can be processed at one time.



UPS and Freight Interface

Application

Release# 01-162077-001

Inv# 531600

Ord Dt 08/01/14

Inv Dt 08/01/14

ST IV OS 01 OP bp Whs 001

Detail Invoices (Line Items)

Sold To WAWC
WEST ALABAMA WOMEN'S CTR
STE I
535 JACK WARNER PKWY
TUSCALOOSA AL 35406

Ship To WEST ALABAMA WOMEN'S CTR
STE I
535 JACK WARNER PKWY
TUSCALOOSA AL 35406

Inv Voided on

Ln# 1

Cust Ref

Terms Net 30 Days

Salesman 001 CSR

Ln#	Box Weight	Box Charge	Tracking Number	Box Date	Whs	GP%
1	16.70	8.62	1Z1E350W0348763197	08/01/14	001	193.00
2	0.00	0.00			6	
3	0.00	0.00				
4	0.00	0.00				

ShipDate 08/01/14

HIT <RETURN> TO CONTI

You can track the delivery status directly through MDS.

UPS and Freight Interface

Application

Release#
01-162077-001

Inv#
531600

Ord Dt
08/01/14

ST
IV

OS
01

Inv Voided on

Ln#
1

Cust Ref

Ln#

1 LI

2 LI

3

1.

2.

3.

4.

ShipDate
08/01/14

HIT <R

Tracking Number [Log-In](#) for additional tracking details. ▾

Tracking Detail Like 1.3m | Print | Help | A A A

1Z1E350W0348763197 Updated: 08/04/2014 2:17 P.M. Eastern Time

In Transit: On Time 1 Business Day(s) Left

Scheduled Delivery:
Tuesday, 08/05/2014, By End of Day

Last Location:
Departed - Doraville, GA, United States, Monday, 08/04/2014

What time will your package be delivered to your home?
Get **FREE** approximate Delivery Windows on most UPS packages.

[I am already a UPS My Choice® Member](#)

Shipping Information

To:
TUSCALOOSA, AL, US

Shipped By

UPS Ground

FIND OUT WHEN I'LL BE DELIVERED

UPS MY CHOICE®

Additional Information

Shipped/Billed On:	08/01/2014
Type:	Package
Weight:	16.70 lbs

Shipment Progress [What's This?](#)

Location	Date	Local Time	Activity
Doraville, GA, United States	08/04/2014	1:42 P.M.	Departure Scan
	08/04/2014	12:09 P.M.	Arrival Scan
Roanoke, VA, United States	08/04/2014	4:37 A.M.	Departure Scan
Roanoke, VA, United States	08/01/2014	9:02 P.M.	Origin Scan
United States	08/01/2014	5:04 P.M.	Order Processed: Ready for UPS

Whs

GP%

00 001

6

00

00

00

UPS and Freight Interface

The tracking information also prints on the customer's invoice.

Application

Release#
01-162077-001

Inv#
531600

Ord Dt
08/01/14

ST OS
IV 01

Inv Voided on

Ln# 1

Ln# 1 2 3

ShipDate
08/01/14

Invoice

Inv Number
01531600
Page: 1

Tax ID: S4-1945751

Tel: 800-850-1657
Fax: 800-361-6984

<p>Bill-to: WAWC WEST ALABAMA WOMEN'S CTR STE I 535 JACK WARNER PKWY TUSCALOOSA AL 35406</p>	<p>Ship-to: 001 bp WEST ALABAMA WOMEN'S CTR STE I 535 JACK WARNER PKWY TUSCALOOSA AL 35406</p>
---	---

Invoice Date:	08/01/14	Salesman:	CSR
Ship Date:	08/01/14	Ship Via:	UPS-GROUND
Our Order No:	01162077001	Purchase Order #:	
		Terms:	Net 30 Days
License	MD3505 Exp: 12/31/14	DEA #	BP3780687 Exp: 03/31/17
Special Instructions:			

Line	Item Number / Description	Class	Ped	Shipped	UM	B/O Qty	Unit Price	UM	Extension
1	LID01HPSRX LIDOCAINE HCL 1% 50 ML VL 25x50ml VIALS 00409-4276-02	RX		4	FL	26	48.25	FL	\$193.00
	SUB TOTAL								193.00
	INVOICE TOTAL								\$193.00
	CARTON TRACKING NUMBERS:								
	CTN#1 1Z1E350W0348763197								

Roanoke, VA, United States 08/04/2014 4:37 A.M. Departure Scan

Roanoke, VA, United States 08/01/2014 9:02 P.M. Origin Scan

United States 08/01/2014 5:04 P.M. Order Processed: Ready for UPS

Whs
GP%
00 001
6
00
00
00

Delivery Master Comparison

With the Module

- Assign routes and packages to trucks for efficient deliveries.
- Ability to capture signature when the packages are delivered.
- Ability to track when items leave the warehouse and leave the truck.
- Provides proof of delivery, along with timestamps.
- Insures that all packages have been delivered to the correct customer.
- Maintains the history of all packages delivered by the driver to the customer.

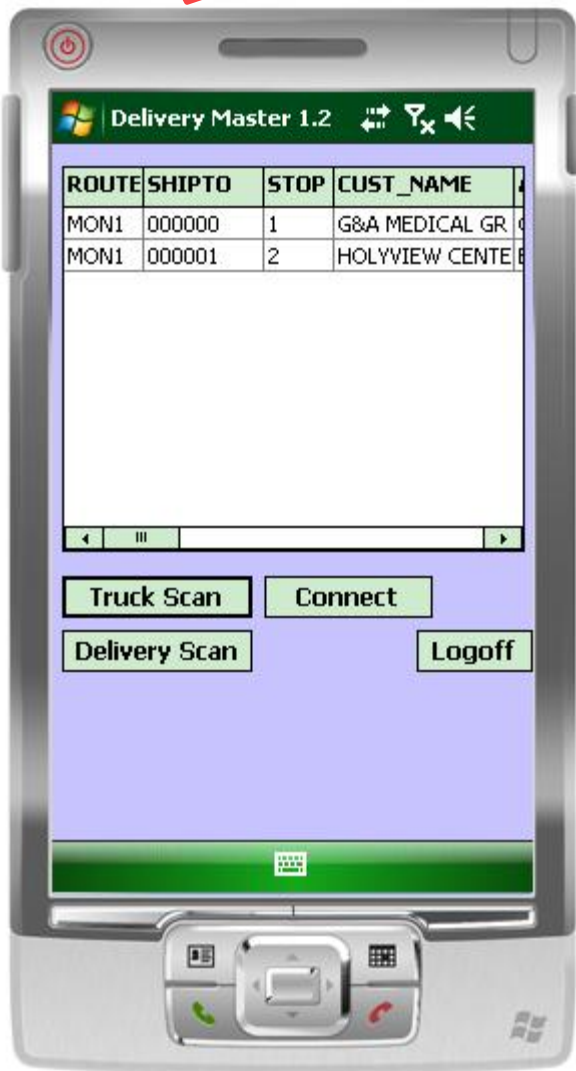
Without the Module

- Manually assign packages and routes.
- Unable to track packages delivered to the customer in MDS.
- Manually retrieve paperwork of person signing for package.
- No automated ability to track manifests.



ON TARGET

When logging into the handheld, shows all packages on the truck.



When logging into the handheld, shows a list of packages on the truck.

When the delivery is made, the driver marks the package and then taps "Signature".



When logging into the handheld, shows a list of packages on the truck.

When the delivery is made, the driver scans the package and enters the "Signature".

Have the customer sign for the package.



Delivery Master

base - [rs6000d.tshinc.com-BASE.12-DET.REL011S1]

File Edit Settings Reset Tools Mode Standard Functions Special Functions Refresh Dashboard Help

Application

Release# 01-A06715-001

Inv# A01261

Ord Dt 12/23/13

Inv Dt 12/23/13

ST IV 01 OS SY1 OP 001 Whs 001

Sold To 1050

G&A MEDICAL GROUP

1322 MAIN STREET

SUITE# 201

WESTCHESTER NY 11031

Ship To 000000

G&A MEDICAL GROUP

CENTRAL NJ OFFICE

HOWELL NJ 07731

POD Available

Ln# 1

Item Number 1112

Description TELFA Wound Dressing

Ordered 4

ShipDate 12/23/13

Shipper Truck

PI PA Wght Ctn Units TxJur Tax% Total

00001 0.000 392.00

Enter END to exit, NEXT PG or PREV PG : XXXXXX

PAGE 1 OF 2

Header Line Itms Next Rel Prev Rel Box Frt Spec Inst Audit Lst **Delivery** Serials Inv Print

Help Ok/End Insert Delete Prev Next Inquiry Cancel Off Popup

The Systems House Ready 8/4/2014 3:36:40 PM CAP NUM SCRL

Delivery Master

base - [rs6000d.tshinc.com-BASE.12-DET.REL011S1]

File Edit Settings Reset Tools Mode Standard Functions Special Functions Refresh Dashboard Help

Application

Shortcuts Terminal MDS Menu Find Tasks Charts Key Indicators Products Customers Vendors

Release# 01-A06
Inv# A01261
Ord Dt 12/23/13
ST
IV
Inv Vol
Lns
Ln#
1
2
3

ShipDa 12/23/13
Ente

Delivery Master Details

Release# 01A06715001 Click Release# to Update POD

Route MON1

Stop 1

	Ctn#	Delivery Date	Delivery Time	Signed For By
1.	01A06715001-001	12/27/13	12:49:19pm	
2.				
3.				
4.				
5.				

Hit <RETURN> to Continue

XXXXXXXX

Header Line Itms Next Rel Prev Rel Box Frt Spec Inst Audit Lst **Delivery** Serials Inv Print

Help Ok/End Insert Delete Prev Next Inquiry Cancel Off Popup

The Systems House Ready 8/4/2014 3:36:40 PM CAP NUM SCRL

Delivery Master

The screenshot shows a web browser window displaying a web-based application. The browser's address bar shows the URL: `base - [rs6000d.tshinc.com-BASE.12-DET.REL011S1]`. The application interface includes a menu bar with options: File, Edit, Settings, Reset, Tools, Mode, Standard Functions, Special Functions, Refresh Dashboard, and Help. On the left side, there is a sidebar with navigation options: Shortcuts, Terminal, MDS Menu, Find, Tasks, Charts, and Key Indicators. The main content area contains a form with fields for Release, Inv#, Ord Dt, ST, IV, Inv Vol, Lns, Ln#, ShipDa, and Ente. A central window titled "PCKMST!89359!16798!MON1-10008100000-1-122713124919PM.BMP - Windows Picture and Fax Viewer" is open, displaying a signature that reads "Sign". Below the signature window is a toolbar with various icons for navigation and editing. At the bottom of the application, there is a control bar with buttons: Help, Ok/End, Insert, Delete, Prev, Next, Inquiry, Cancel, Off, and Popup. The system tray at the bottom right shows the date and time: 8/4/2014 3:36:40 PM, along with icons for CAP, NUM, and SCRL.

Credit Card Processing

With the Module

- The credit card entered or selected in MDS, is authorized online, no need to swipe or enter the card information manually.
- The operator knows at the time of Order Entry if the card is accepted.
- Bill for what was shipped as opposed to what was ordered.
- The payments are automatically applied to the customer's invoices.
- Save Time - no need to manually apply payments!



- Error Free - the system applies the payments for you - eliminates user error.
- Data updates to the Bank Reconciliation program for a simplified reconciliation.

Without the Module

- Manually swipe or enter the credit cards on a stand alone machine.
- Manually apply credit card payments to each customer's invoice that was paid.
- Very time consuming the enter payments - too many steps.
- There is room for error when inputting the payments.

Credit Card Processing

Authorize.Net



CHASE Paymentech

ICVERIFY

Application

Order Entry Header Company Sell Whse Ship Whse
 Order# Date HALS MedDent Supply Co. Main Warehouse Main Warehouse

Bill Ship-To
 Customer 1.
 AGHAKHANI, ARASH, DDS, M Country
 5 CATANIA U.S.A.

 NEWPORT COAST CA 92657-1606 NEWPORT COAST CA 92657-1606
 Cust Class Salesman

The credit card information is inputted during Order Entry.

2.Req Dt Future Blkt
 3.As of Dt
 4.Terms Credit Card
 5.Source
 6.Cust PO#
 7.Direct Vendor
 8.Spec Ins
 9.Caller
 10.Ship Via UPS Ground
 11.Cash
 12.M/Bill

	Credit	Card	Entry
1.Number	<input type="text" value="#####5555"/>		
2.Type	<input type="text" value="VISA"/>		
3.Name	<input type="text" value="ARASH AGHAKHANI"/>		
4.Exp Dt	<input type="text" value="1214"/>		
5.Verify#	<input type="text" value="7023"/>		
6.Address	<input type="text" value="5"/>		
7.Zipcode	<input type="text" value="92657"/>		
8.Corp Cd	<input type="text" value="N"/>		
Enter Line# to Change,0 to Accept			



Credit Card Processing



Application

Order Entry Header Company Sell Whse Ship Whse
 Order# Date HALS MedDent Supply Co. Main Warehouse Main Warehouse

Bill Ship-To
 Customer AGHAKHANI, ARASH
 5 CATANIA
 NEWPORT COAST
 Cust Class

Credit Card Authorization Report for 07 Aug 2014 PAGE 1

CUST.NAME	AUDIT.DATE	CC#	A.CUST.NO.	REF.NUM.	REL.NO.	CC.AMOUNT	TT	RESP	RESULT	RES NO.
BONNINGTON, GERALD J., DDS	08/06/14	0510	BGJ	6394911447	01141435002	191.90	S	Y	This transaction has been approved. Address (Street) and five digit ZIP match	1
CARTER, TODD G. DMD	08/06/14	1007	CTG3	6392633468	01141527001	107.76	D	Y	This transaction has been approved. AVS not applicable for this	1

The Credit Card Authorization Report will show each transaction performed and it's result.

2.Req Dt 08/07/14 Future II BIRT II Credit Card Entry
 3.As of Dt
 4.Terms
 5.Source
 6.Cust PO#
 7.Direct
 8.Spec Ins
 9.Caller
 10.Ship Via 01 UPS Ground
 11.Cash
 12.M/Bill N

6.Address 6. Address
 7.Zipcode 7. Zipcode
 8.Corp Cd 8. Corp Cd
 Enter Line# to Change, 0 to Accept

#####5555
 VISA
 ARASH AGHAKHANI
 1214
 7023
 5
 92657
 N

Credit Card Processing



MDS Monthly Cash Listing 08/07/14 09:59:55

Trans	AUDIT DAT	AUDIT TIME	OPER	A CUST NO	CUST NAME	SR	CC AMOUNT	REL NO	R	RESULT
S	8/6/2014	5:17:03PM	AN1	JAIII2	JOHNSON, ARTHUR III,I	IV	\$48.95	01141227002	Y	This transaction has been approved. F matches, Address (Street) does not
S	8/6/2014	5:53:17PM	LEI	CAP1	CHUN, ALAN PATRICK,	IV	\$159.33	01141462002	Y	This transaction has been approved. F matches, Address (Street) does not
S	8/6/2014	8:10:52PM	LEI	MHM	MAYNE, HILARY M. DDS	IV	\$120.95	01141415002	Y	This transaction has been approved. A (Street) and five digit ZIP match
S	8/6/2014	5:55:37PM	LEI						Y	This transaction has been approved. A (Street) and five digit ZIP match
S	8/6/2014	5:56:56PM	LEI						Y	This transaction has been approved. S orted by issuer
S	8/6/2014	5:47:56PM	LEI	VWRE	VAN WAGENEN, REEDT	IV	\$38.38	01141518002	Y	This transaction has been approved. A (Street) and five digit ZIP match
S	8/6/2014	6:17:48PM	ANG	WTH	WESTERNOFF, TRENT	IV	\$178.42	01141540001	Y	This transaction has been approved. A (Street) and five digit ZIP match
S	8/6/2014	6:24:46PM	LEI	SJG	STANLEY, JOHN G.,DMI	IV	\$15.26	01141524002	Y	This transaction has been approved. A (Street) and five digit ZIP match
S	8/6/2014	5:49:21PM	LEI	TDC	TRENT, DAVID C., DDS,	IV	\$57.57	01141512002	Y	This transaction has been approved. A (Street) and five digit ZIP match
S	8/6/2014	5:51:43PM	LEI	GNN1	GADLER, NICHOLAS N.	IV	\$115.14	01141504002	Y	This transaction has been approved. A (Street) and five digit ZIP match
Totals for Trans		S					\$1,167.80			
Totals for Response		Y					\$1,167.80			
Totals for Date:		8/6/2014					\$1,167.80			

The Monthly Cash Listing will show all of the credit card transactions for the given transaction type and date range.

Tax Services

With the Module

- The correct tax is charged on EVERY invoice.
- Easily handle multiple tax jurisdictions, i.e.: counties, cities, and parishes.
- Accurate tax reporting.
- Take advantage of unique tax situations, such as: Economic Recovery or Economic Development zones.
- Automated tax filing.

Without the Module

- Incorrect or outdated tax rates can be applied to a customer.
- You must manually update the tax jurisdiction information.
- Can be overwhelming.



Wireless Warehouse Management

With the Module

- Accurate inventory control.
- Improve personnel performance and labor management.
- Better utilization of warehouse space.
- More flexible scheduling.
- Easily scan the location and see visual confirmation of product - this is beneficial for those that have a multi-lingual staff.

Without the Module

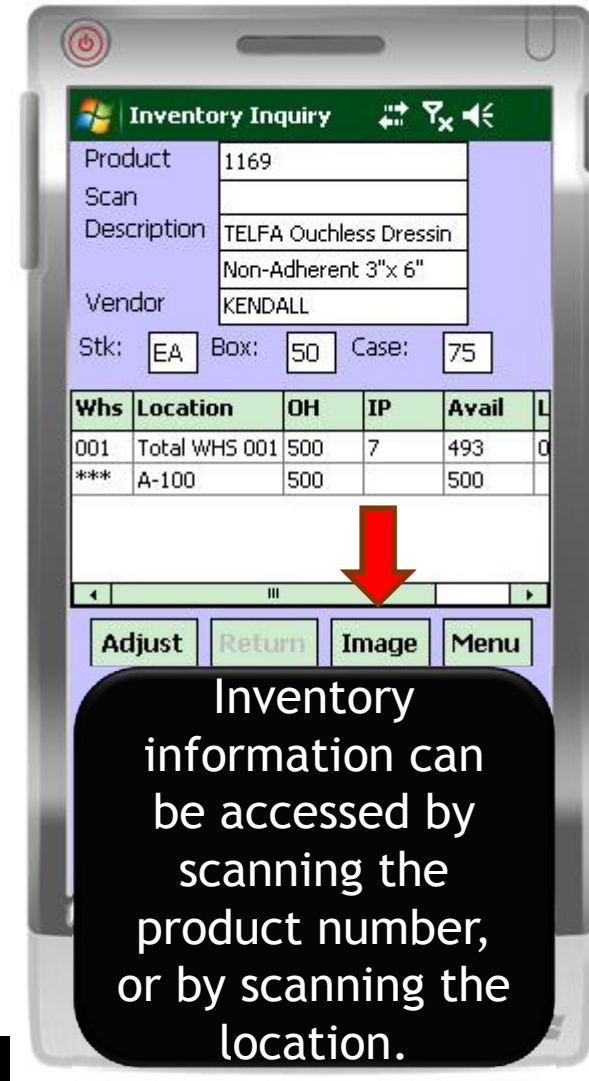
- No barcode scanning - allows for picking errors.
- The manual processes are time consuming.
- No labor or time management capabilities.
- No ability to cancel orders/releases while assigning.
- Less flexible.
- No visual product confirmation.



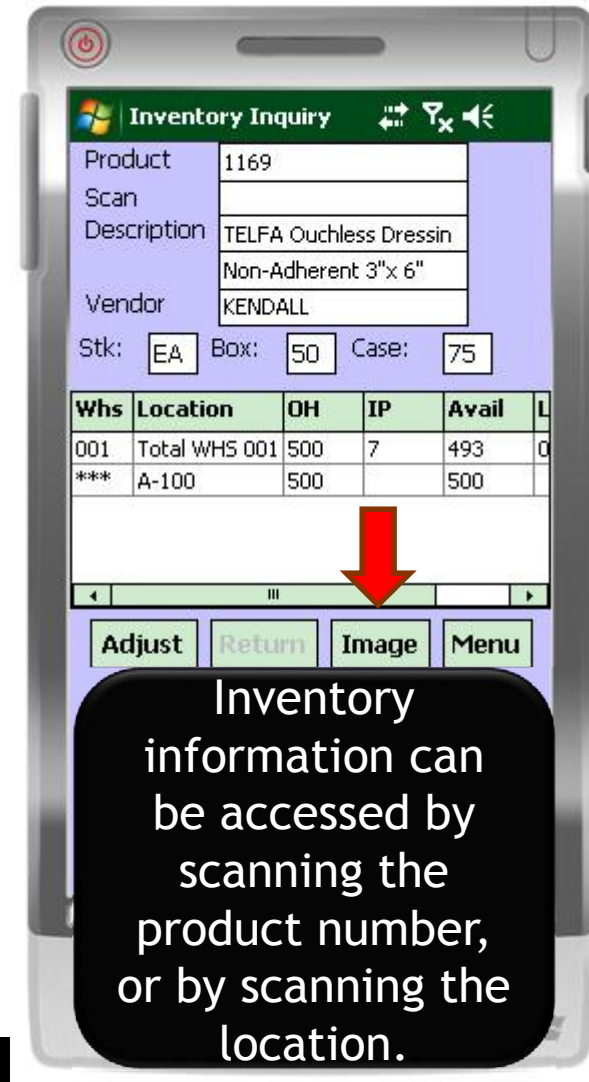
Wireless Warehouse Management



Wireless Warehouse Management



Wireless Warehouse Management



ScanConnect

With the Module

- Customers can easily order the items by scanning the bar code.
- No need for the customer to call into the office to place an order - timesaver for both.
- Integrates with RemoteNet.
- Customers can place an order day or night.
- Customers can create custom catalogs.
- Increase your repeat sales.
- Use your own barcode numbers.

- Customer's only use your scanners.

Without the Module

- Customers must write down and call/fax/email their orders in. Very time-consuming.
- Customers may not be familiar with the item information, which can lead to ordering errors and customer's becoming frustrated.




ScanConnect


Reorder Labels integrate with our Fast and Accurate Barcode Inventory Management System called *ScanConnect*. With *ScanConnect* your customers can reorder by using barcode scanners directly in each facility and sending the orders to you via the Internet.




Many Ways To Scan




Order Guides




Custom Brochures
And Fliers




Pre-printed Catalogs



Custom Catalogs



UPC Codes



Shelf Labels

Document Management

With the Module

- Easily scan documents into the MDS System.
- Easy retrieval of scanned document through various Inquiries and Maintenances.
- No need to keep paperwork in the office, which takes up valuable space.
- Regulatory compliance with Pharma Pedigree Accounting.
- Ability to Email or Fax any of the stored documents.

Without the Module

- File cabinets with years and years of stored documents.
- Manually store records in the system.



Document Management

Application

Release# 01-100044-001

Inv# 500020

Ord Dt 07/10/14 Inv Dt 07/11/14

ST OS OP Whs

IV 01 SY 001

Inv Voided on

Ln# 1 Cust Ref 140920 Terms NET 30

Ln# Item Number Description Ordered

Ln#	Item Number	Description	Ordered	Whs	GP%
1	001222	EKG ULTRASOUND GEL 5LTR	2 EA	001	35
2					
3					

ShipDate 07/11/14 Shipper OUR TRUCK PI PA Wght Ctn Units 2 TxJur NJ Tax% 0.000 Tax 0.00 Total 295.38

Enter END to exit, NEXT PG or PREV PG : XXXXXX

PAGE 1 OF 2

You can view stored documents generated by MDS. Just right click the camera button.

Document Management

application

Release# 01-100044-001

Inv# 500020

ST OS OP Whs

IV 01 SY 001

Inv Voided on

Ln# 1 Cust Ref 140920 Terms NET 30 Salesman 004 INHOUSE SALES

Ln#	Item Number	Ordered	Shipped	Bkord	Inpick	Price	Value	Whs	GP%
1	001222 EKG ULTRASOUND GEL 5LTR	2 / EA	2 / EA			147.69 / EA	295.38	001	35
2		/	/			0.00 /			
3		/	/			0.00 /			

Frft 0.00

ShipDate 07/11/14 Shipper OUR TRUCK PI PA Wght Ctn Units 2 TxJur NJ Tax% 0.000 Tax Total 295.38

Enter END to exit, NEXT PG or PREV PG : XXXXXX


PAGE 1 OF 2

To display the most current copy of the document, click display. To choose from a list of stored documents, choose History.



Document Management

Application

VOUCHER	ENTRY	INPUT	(HEADER)	CO#	01	TSH Medical Company
VEND#	IDEXX			MON	1408	
1.NAME	IDEXX LABORATORIES			BATCH#		
2.ADDR1	33416 TREASURY CENTER			VOU#		
3.ADDR2						
4.CITY,STATE	CHICAGO,IL			CURRENCY	US	
5.ZIP CODE	60694-3400			CURR RATE	0.000000	
6.DISCOUNT	Y			7.FOR VALUE	0.00	
TERMS	4.00% 0 DAYS/NET 18 DAYS					
TRANS CD	I					
8.INVOICE#	210269591		16.PAY STAT			
9.INV DATE	07/27/14		17.BANK#			
HAND CHECK	N		18.SING CHECK	N		
10.DUE DATE	07/27/14		19.MISC DESC			
11.DUE DT 2nd						
12.GROSS AMT		113.75	20.BANK REF			
13.MERCH AMT		6.95	21.HAND CHK#			
14.NON-DISC		106.80	22.HAND CKDT			
15.DISC AMT		0.28	23.L/C NUMBER			
NET AMT		113.47				

ENTER LINE# TO CHANGE , 'DELETE' TO DELETE OR '0' TO ACCEPT THE HEADER: XXXXXX

Easily scan an image by clicking on the camera button.

Document Management

Application

Vendor Open Payables Inquiry

Vendor#	IDEXX	IDEXX LABORATORIES	A/P Balance	113.75
Company#				
Purchases MTD		66.00	Payments MTD	21.12
YTD		2097.99	YTD	1906.80
Last Year		3831.17	Last Year	3691.84
			Open L/C\$	0.00

Line	Vouch#	Inv Date	Gross Amt	Disc Amt		St
	TrnsVend	Due Date	Invoice#			
1.	01004728	07/27/14	113.75			13.47
		07/27/14	210269591			P
2.						
3.						
4.						
5.						

View the scanned images from various inquiries in the system.

Enter Line# for Detail information or 'END':






XXXXXX

Document Management

Application

Vendor Open Payables Inquiry

Vendor#	IDEXX	IDEXX LABORATORIES	A/P Balance	113.75
Company#				
Purchases MTD		66.00	Payments MTD	21.12
YTD		2097.99	YTD	1906.80
Last Year		3831.17	Last Year	3691.84
			Open L/C\$	0.00

Line	Vouch#	Inv Date	Gross Amt	Disc Amt		St
	TrnsVend	Due Date	Invoice#			
1.	01004728	07/27/14	113.75			13.47
		07/27/14	210269591			P
2.						
3.						
4.						
5.						

View the scanned images from various inquiries in the system.

In this example, right clicking on the Invoice# field will display the scanned image.

Enter Line# for Detail information or 'END':

XXXXXX

Document Management

Application

Vendor Open Payables Inquiry

Vendor#

Company#

Purchases MTD

YTD

Last Year

Line	Vouch#	Inv Date	Gross Amt	Disc Amt
	TrnsVend	Due Date	Invoice#	
1.	01004728	07/27/14	113.75	
		07/27/14	210269591	
2.				
3.				
4.				
5.				

Enter Line# for Detail information or 'END':



INVOICE

ACCOUNT NUMBER	INVOICE NUMBER	INVOICE DATE
301234	210289591	09/27/2009

Shipping Address
 Ship-to Acct Number: 15565
 ABC Company
 123 Main Street
 Anytown, USA 00000

PO NUMBER		PAYMENT TERMS		DELIVERY NUMBER	CURRENCY	
12345678910		Net Due on 25th of next month		82427525	USD	
QTY	SHIP DATE	ITEM	DESCRIPTION	UNIT PRICE	UNIT	AMOUNT
5	09/27/2009	98-20590-00	PROF. GENERAL HEALTH PROFILE, US Practice Developer Redeem	39.39	BOX	196.95
			Shipping & Handling			6.95
			Sales Tax 5.000 % X 203.90			9.85
			Total amount			113.75

IDEXX Distribution, Inc. 6100 E. Shelby Dr. Memphis TN 38141.7602
 SURFSCAN Diagnostics 1-800-614-1347 option 1

THIS TRANSACTION IS SUBJECT TO THE CONDITIONS ON THE FACE AND REVERSE HEREOF

Please detach this section and enclose with your payment. DO NOT SEND CASH

IDEXX Laboratories, Inc.
 One IDEXX Drive
 Westbrook, Maine 04092

ACCOUNT NUMBER	INVOICE NUMBER	INVOICE DATE
301234	210269591	09/27/2009
TOTAL DUE		CURRENCY
\$113.75		USD
IF PAYING BY CREDIT CARD, PLEASE COMPLETE THIS SECTION		
SELECT ONE: <input type="checkbox"/> Visa® <input type="checkbox"/> MasterCard® <input type="checkbox"/> Amex®		
CARDHOLDER NAME (Please Print)		
CARD NUMBER	EXP. DATE	

Enter Amount Enclosed: _____

ABC Company
 123 Main Street
 Anytown, USA 00000

Please Send Your Payment To This Address:

IDEXX Distribution, Inc.
 PO Box 101327
 Atlanta, GA 30392-1327

EDI

With the Module

- All records transmitted are automatically processed - no need for user intervention.
- Saves time from manual entry.
- Eliminates user error.
- Provides the opportunity to sell or buy from those that only accept EDI transactions.
- Automatic confirmations that the vendor received your PO.
- Two Way Communication - Get orders from your customer's and send acknowledgements and invoices.

Without the Module

- Manually enter the data. For example: customer orders, purchase orders, invoices, etc.
- Time consuming process and user error could happen.
- Not all trading partners will allow manually transmitted orders.



EDI

rs6000d.tshinc.com-BASE.12-EDI.MENU.12

File Edit Settings Reset Tools Mode Standard Functions Special Functions Refresh Dashboard Help

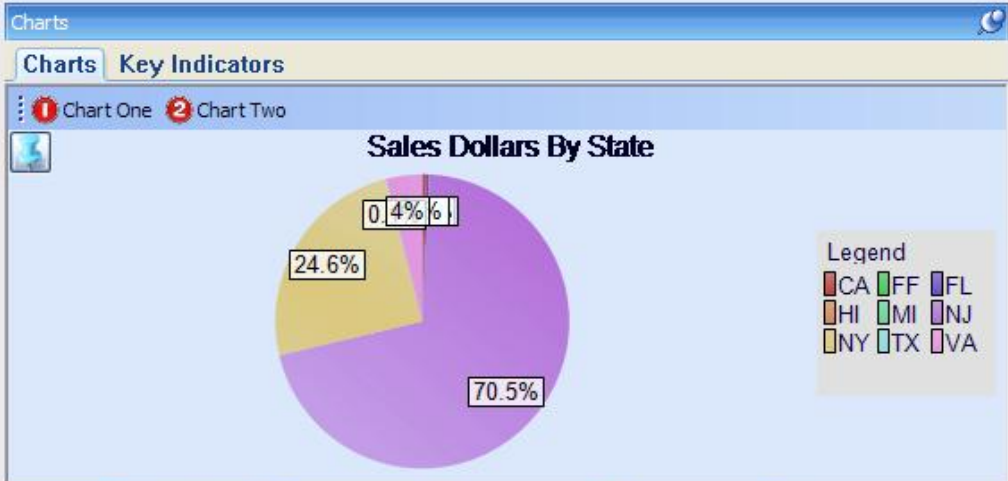
- MDS Menu Find
- Home Back Help
- 1. Purchase Orders In (850) ★ ?
 - 2. Order Acknowledgements (855) ★ ?
 - 3. Advance Shipping Notices (856) ★ ?
 - 4. Invoices out (810) ★ ?
 - 5. EDI 810 Menu ★ ?
 - 6. Purchase Orders out (850) ★ ?
 - 7. Create Orders from a Text File ★ ?
 - 8. Product Transfer Account Adjustment (844) ★ ?
 - 9. Sales Tracing Report (867) ★ ?
 - 10. SP Richards Menu ★ ?
 - 11. Receiving Advanced Shipping Notice (855/856) ★ ?
 - 12. Accounts Payable ACH Menu ★ ?
 - 13. EDI 832 Creation ★ ?
 - 14. Create Orders from XML Import ★ ?
 - 15. EDI Partner Maintenance ★ ?

Tasks

08/07/2014 8:00 am

Date	Time	Description	Status	D...	O...	Task Nu...
There are no items to show.						

MDS offers a wide range of EDI processing options.



Contacts Maint Drill Execing Reports Capt Off View Crm.menu Vrm.menu

Help Ok/End Insert Delete Prev Next Inquiry Cancel Off Popup

Products Customers Vendors

Recap



Optional modules are designed to save your company time and money.

All options are ala carte.

Choose and pay for only what you need.



Recap



Optional modules are designed to save your company time and money.



All options are ala carte.

Choose and pay for only what you need.



Recap



Optional modules are designed to save your company time and money.





All options are ala carte.



Choose and pay for only what you need.



ON TARGET



YOUR**LOGO**

A Two Column Page Layout

A second line of text can go here

QUICK FACT

A content placeholder. Use for text, graphics, tables and graphs. You can change this text or delete it. A content placeholder. Use for text, graphics, tables and graphs. You can change this text or delete it. A content placeholder. Use for text, graphics, tables and graphs. You can change this text or delete it.

A content placeholder. Use for text, graphics, tables and graphs. You can change this text or delete it.

A content placeholder. Use for text, graphics, tables and graphs. You can change this text or delete it.

QUICK FACT

A content placeholder. Use for text, graphics, tables and graphs. You can change this text or delete it. A content placeholder. Use for text, graphics, tables and graphs. You can change this text or delete it. A content placeholder.

Delete this graphic or copy it and use it on another page or in another presentation.



A Comparison Page

Option 1

Here are the advantages of this option along with some illustrations about the option.



Change or remove this text.

Here are the advantages of this option along with some illustrations about the option.

Change or remove this text.

Here are the advantages of this option along with some illustrations about the option.



Option 2

Here are the advantages of this option along with some illustrations about the option.



Change or remove this text.

Here are the advantages of this option along with some illustrations about the option.



Change or remove this text.

Here are the advantages of this option along with some illustrations about the option.



Here is the Section Header

YOUR SECTION TITLE HERE





Picture Layout

Add your own picture above you can also use the above image in other parts of this PowerPoint template. Picture from PresenterMedia.com

A Two Column Layout Page

Use each area for text, pictures, graphs, smart art, or more.

Use each area for text, pictures, graphs, smart art, or more.
Remove this text and add your own.

You may remove the dart and target from this page if you wish, or use them on another page.



Geographic Region	Q1	Q2	Q3	Q4
United States	1254	1254	1254	1254
Europe and Asia	324	324	324	324
Australia	32	32	32	32
South America	2	2	2	2
Canada	1	1	1	1
Mexico	1	1	1	1
TOTALS	1614	1614	1614	1614

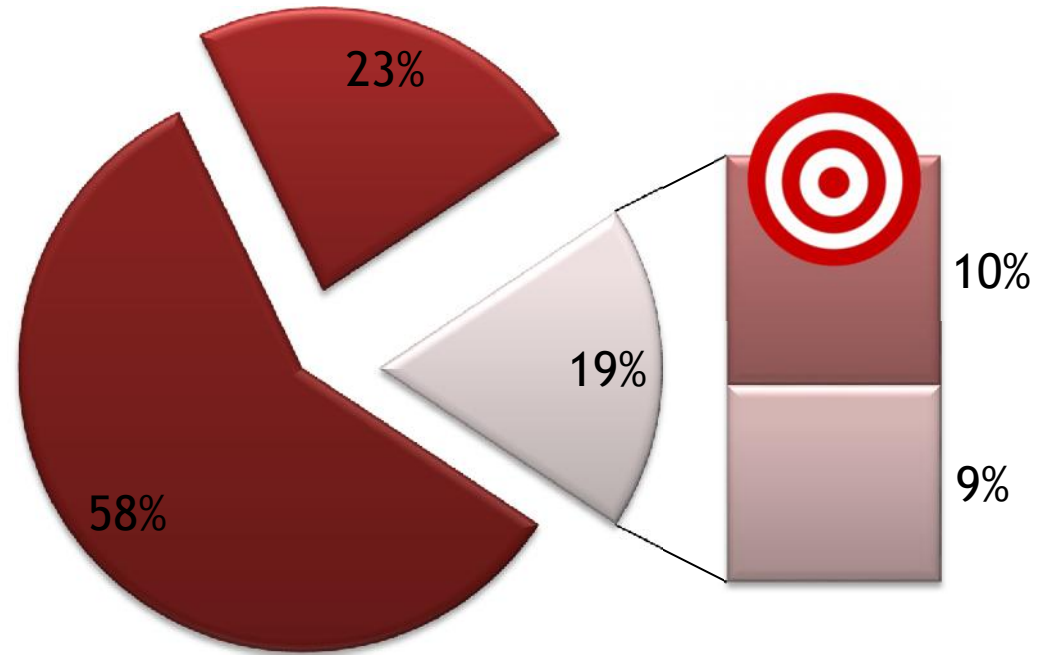


Your Title is Here

Your Graph Description can go here. This graph is using 2007 display features.

Additional text, specifications, information, contributions, policies, options, choices, regulations, laws, details, conditions and other items can go here.

Graph Title Here



■ 1st Qtr ■ 2nd Qtr ■ 3rd Qtr ■ 4th Qtr



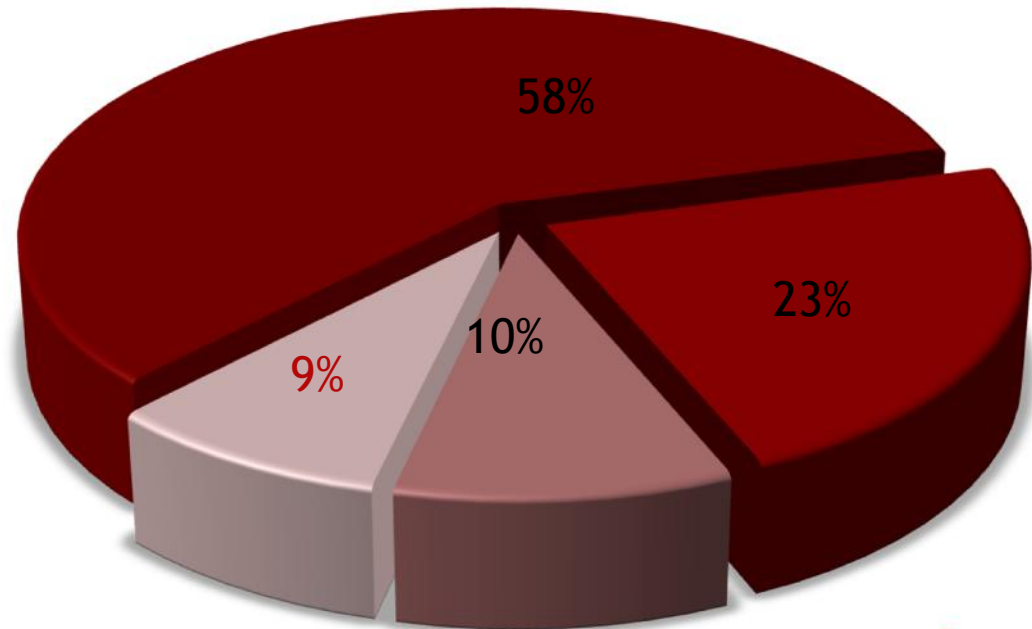
Pie Graph Page Layout PowerPoint 2007 Enhanced Version

Here is the description of the chart. You may change or delete this text as you wish.

This chart utilizes features only available with 2007.

Here is a placeholder for more text and description of the chart.

Chart Title



■ 1st Qtr ■ 2nd Qtr ■ 3rd Qtr ■ 4th Qtr



Line Graph Page Layout PowerPoint 97 - 2007 Compatible

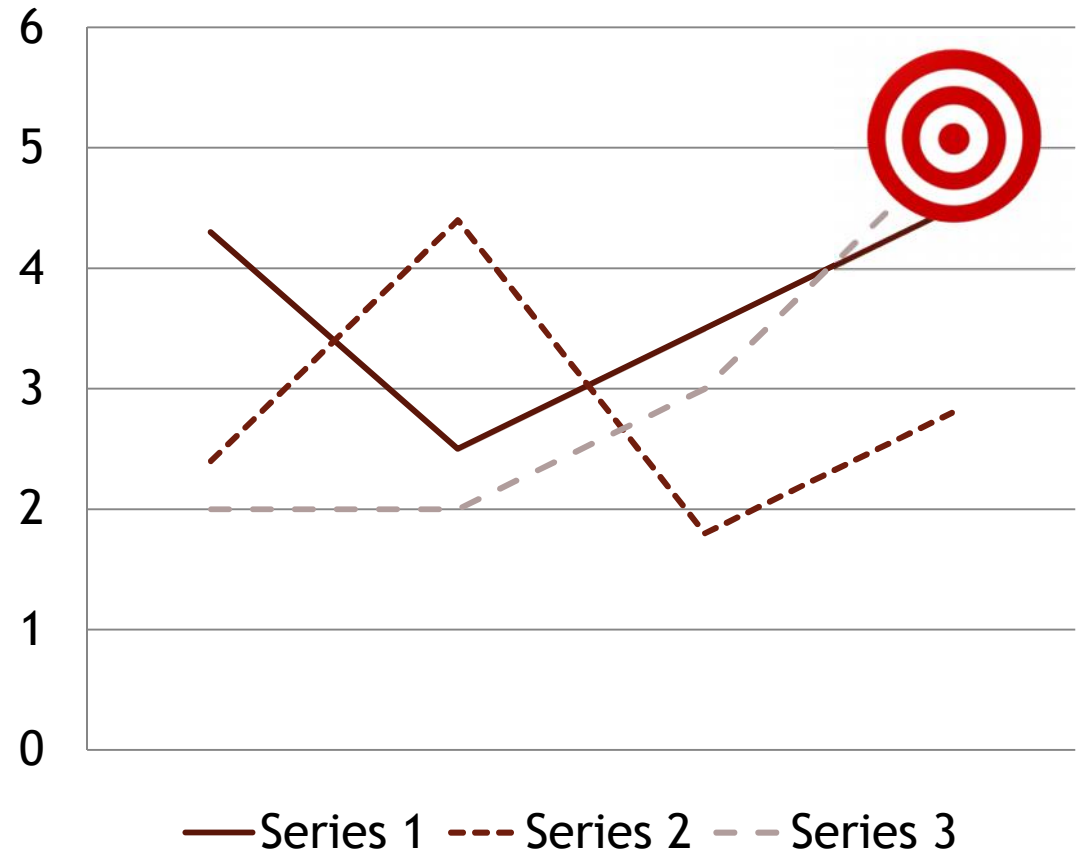
Here is the description of the chart. You may change or delete this text as you wish.

This chart is compatible with PowerPoint 97 to 2007.

Here is a placeholder for more text and description of the chart.



Chart Title

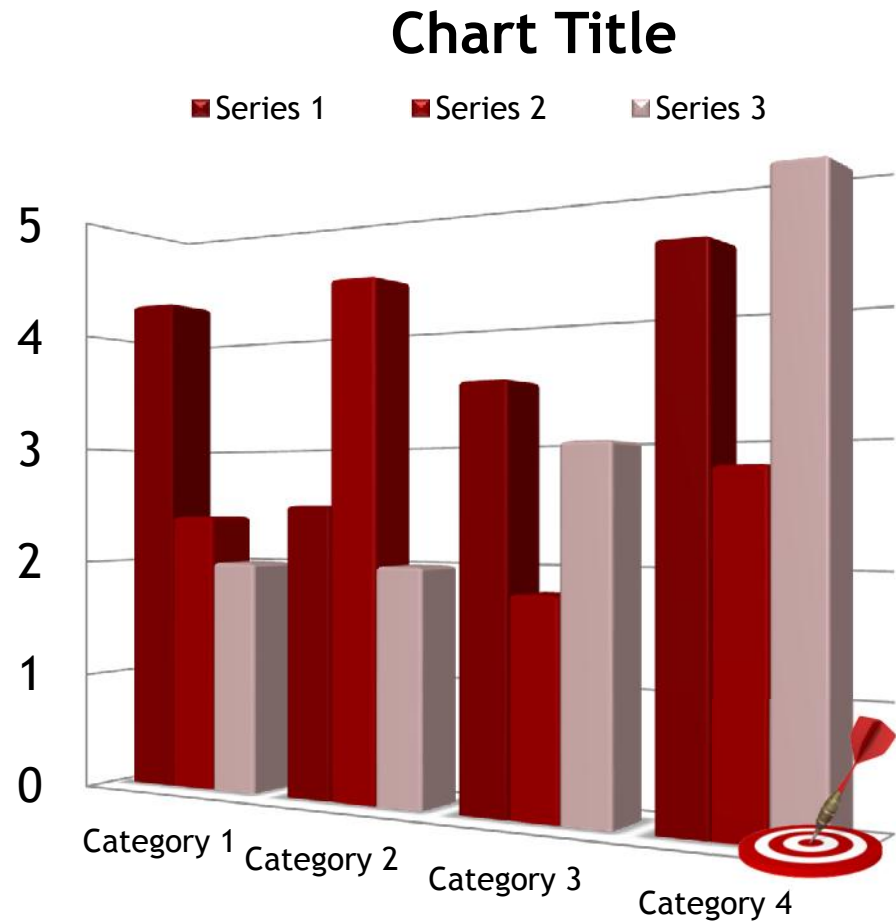


Bar Graph Page Layout PowerPoint 2007 Enhanced Layout

Here is the description of the chart. You may change or delete this text as you wish.

This chart utilizes features only available with 2007.

Here is a placeholder for more text and description of the chart.



Bar Graph Page Layout PowerPoint 97 - 2007 Compatible Layout

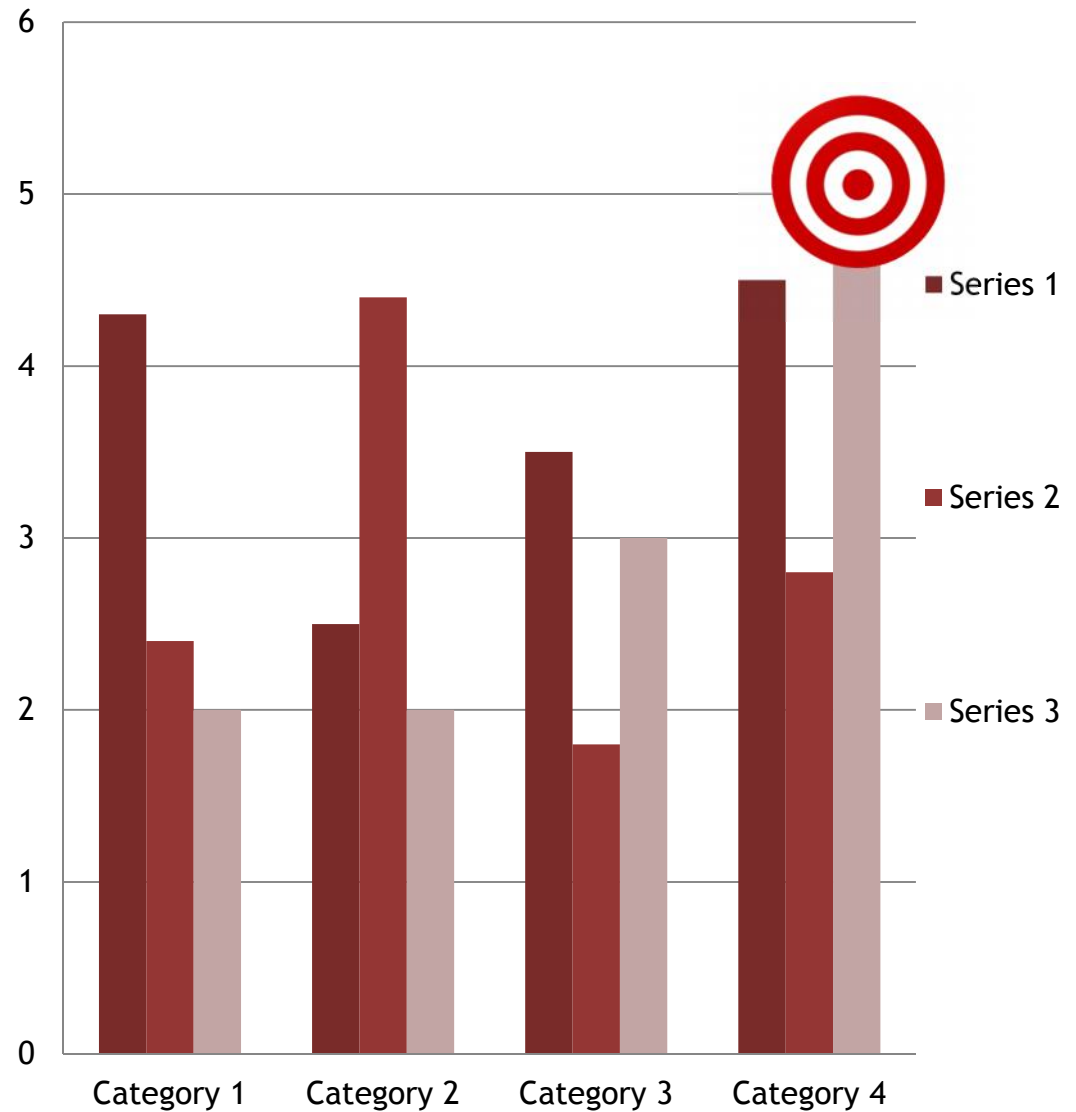
Here is the description of the chart. You may change or delete this text as you wish.

This chart is compatible with PowerPoint 97 to 2007.

Here is a placeholder for more text and description of the chart.



Chart Title



Comparison Table Layout

Table Title One



Quarter	North America	Asia	Europe	Australia
Q1 2009	123	34	45	10
Q2 2009	134	35	44	12
Q3 2009	150	45	50	14
Q4 2009	201	55	60	18
Q1 2010	175	44	47	13
Q2 2010	180	48	52	14
Q3 2010	204	55	60	16
Q4 2010	250	62	70	20

Table Title Two



Quarter	North America	Asia	Europe	Australia
Q1 2009	123	34	45	10
Q2 2009	134	35	44	12
Q3 2009	150	45	50	14
Q4 2009	201	55	60	18
Q1 2010	175	44	47	13
Q2 2010	180	48	52	10
Q3 2010	204	55	60	4
Q4 2010	250	62	70	1

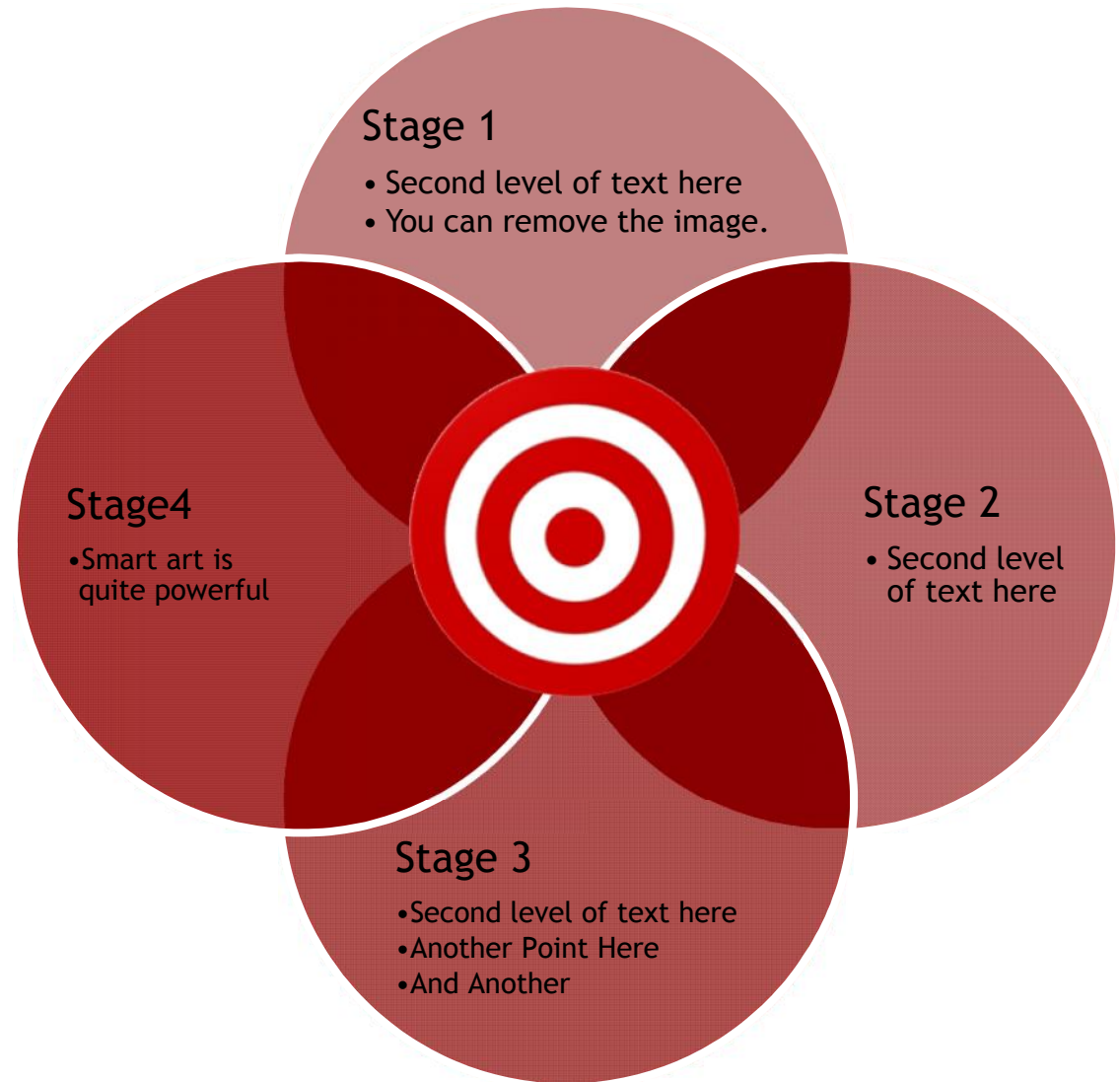


Here is the description of the table. You may change or delete this text as you wish. This table is compatible with PowerPoint 97 to 2007.

Smart Art Page Layout

This chart utilizes Smart Art which is feature in PowerPoint 2007. If you wish to make charts like this and don't have PPT 2007, we have provided the graphical elements to help you build this yourself.

Here is the description of the chart. You may change or delete this text as you wish.



Smart Art Page Layout



Process 1

- A placeholder for text for more information

This chart utilizes Smart Art which is feature in PowerPoint 2007. If you wish to make charts like this and don't have PPT 2007, we have provided the graphical elements to help you build this yourself.



Process 2

- A placeholder for text for more information

This chart utilizes Smart Art which is feature in PowerPoint 2007. If you wish to make charts like this and don't have PPT 2007, we have provided the graphical elements to help you build this yourself.

Here is the description of the chart. You may change or delete this text as you wish.



Process 3

- A placeholder for text for more information

This chart utilizes Smart Art which is feature in PowerPoint 2007. If you wish to make charts like this and don't have PPT 2007, we have provided the graphical elements to help you build this yourself.

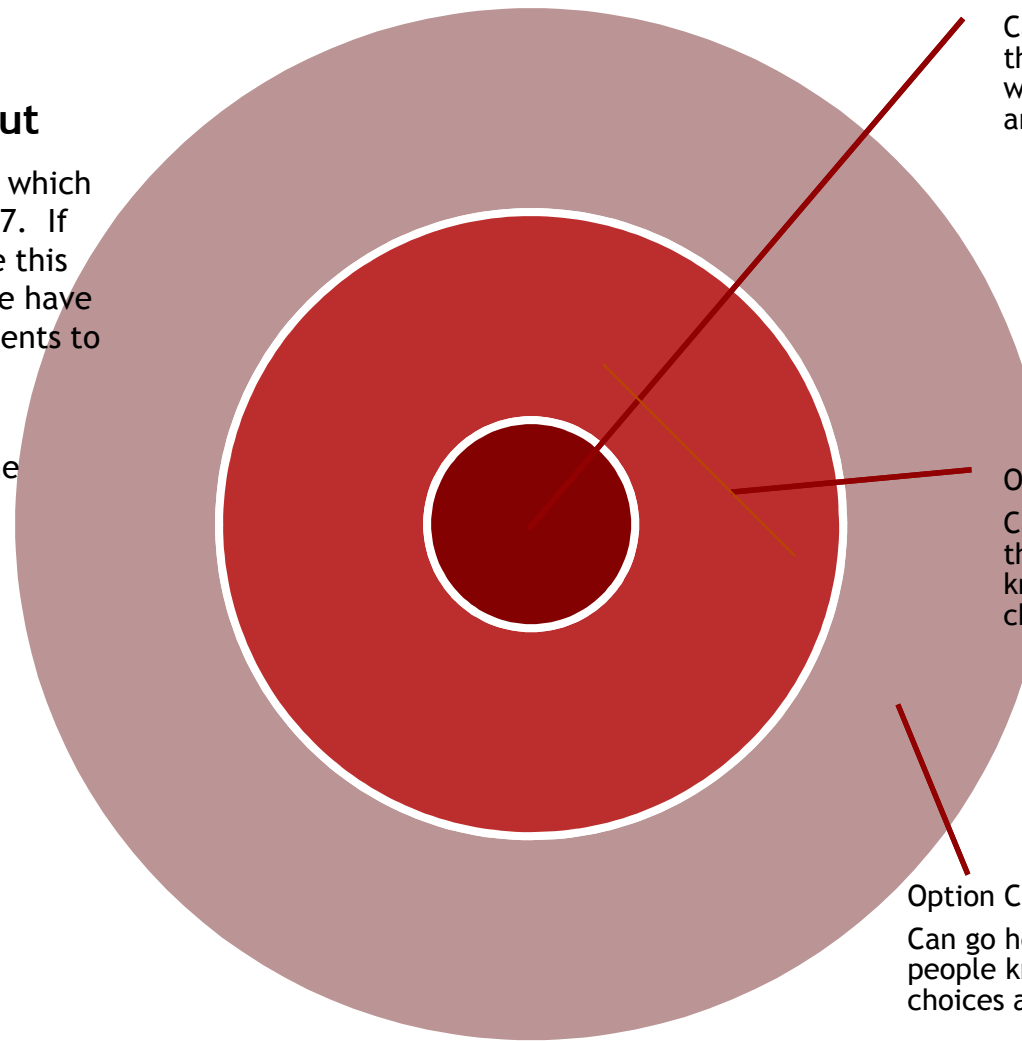
Here is the description of the chart. You may change or delete this text as you wish.



Smart Art Page Layout

This chart utilizes Smart Art which is feature in PowerPoint 2007. If you wish to make charts like this and don't have PPT 2007, we have provided the graphical elements to help you build this yourself.

Here is the description of the chart.



Option A
Can go here so that people know what the choices are.

Option B
Can go here so that people know what the choices are.

Option C
Can go here so that people know what the choices are.

ON TARGET

