



HDMA Electronic Data Interchange (EDI) Guidelines for the 856 Advance Ship Notice to Support Implementation of DSCSA



Distributed by **Cardinal Health, Inc.** with permission from HDMA




HDMA Electronic Data Interchange (EDI) Guidelines for the 856 Advance Ship Notice to Support Implementation of DSCSA*

April 2014

*DSCSA refers to the Drug Supply Chain and Security Act of 2013 (Title II of the Drug Quality and Security Act). HDMA has issued these guidelines based on interpretation of compliance requirements for DCSCA as of April 2014, and may issue revised guidelines following the US Food and Drug Administration's regulatory guidance expected in November, 2014.

Copyright © 2014 by Healthcare Distribution Management Association, United States. All rights reserved. This publication may not be reproduced, stored in any informational retrieval system or transmitted in whole or in part by any means—electronic, mechanical, photocopying, recording or otherwise—without the express written permission of the Healthcare Distribution Management Association. This document is confidential and is intended solely for the use and information of HDMA.

ISBN: 978-0-9883552-8-6



HDMA Electronic Data Interchange (EDI) Guidelines for the 856 Advance Ship Notice to Support Implementation of DSCSA*

Table of Contents

Introduction	4
Section 1: Transaction Set Detail	6
Section 2: Data Segments	13
Section 3: Business Examples	89



856 Ship Notice/Manifest

INTRODUCTION

This implementation guideline for the 856 Ship Notice/Manifest — commonly referred to as the Advance Ship Notice or ASN — electronic data interchange (EDI) transaction set was developed by the Healthcare Distribution Management Association (HDMA). HDMA members provide business and technology expertise to develop voluntary healthcare industry implementation guidelines for use of EDI and other technology standards. HDMA distributor and manufacturer members advised on this guideline.

This version is intended to support compliance with the Drug Supply Chain Security Act (DSCSA) of 2013, Title II of the Drug Quality and Security Act. (Public Law 113-54). It provides a streamlined format for the exchange of Transaction Information (TI), Transaction History (TH) and a possible Transaction Statement (TS). The content and other requirements for the transaction statement will not be known until additional guidance from the U.S. Food and Drug Administration (FDA) is released, which is expected in November 2014.

Previously published HDMA implementation guidelines for the 856 Ship Notice/Manifest provided manufacturers with a systematic way to advise their distributor with advance information on shipments to better plan and automate the receipt of goods process.

This publication outlines the voluntary industry conventions and implementation guidelines for the ASC X12 approved 856 “Advance Ship Notice” (ASN) EDI standard used by manufacturers, repackagers, distributors, exclusive distributors and any other parties to send required information to their trading partners to document the movement of prescription drugs through the healthcare supply chain. This ASN can facilitate downstream product and shipping data collection, which may then be used to create a possible Transaction Statement upon which trading partners agree.

Defined Scope of Use

Please note these guidelines are based on evolving requirements and, as such, may change as the FDA issues guidance and regulation implementing the DSCSA. It is the responsibility of the users of the ASN to ensure the information contained in the ASN message is accurate and complete based on current regulatory and business requirements. This ASN is a framework message and allows trading partners the flexibility to determine which specific codes, identifiers, content, etc., are most appropriate for their business needs.



Changes made to the guideline to facilitate DSCSA compliance include:

Shipment Level:

- In the N1 loop, N3 and N4 are included in the guideline because it is mandatory to indicate the address of buyer and seller for DSCSA compliance; and,
- The YNQ segment is used to indicate DSCSA compliance.

Item Level:

- An N1 loop, including N3 and N4, is added for Transaction History required information, such as Original Manufacturer or Exclusive Distributor.

Note: Although lot number is not required in all DSCSA scenarios, it can be included in the LIN segment as trading partners may find it a helpful way to exchange information.

Two Business Examples are provided at the end of this guideline:

Example 1: Direct Purchase Scenario — Ship Notice for product sent by a manufacturer to a distributor where both parties are authorized as required under the DSCSA.

This initial transaction initiates the Transaction History that will be used on all subsequent transactions where the product's ownership changes. In the example, the Transaction Statement housed in the YNQ segment is a simplified statement of compliance that trading partners might agree to use.

Example 2: Indirect Purchase Scenario — Ship Notice for product sent by a distributor to a subsequent distributor that will ultimately sell to a dispenser, where both distributors are authorized as required under the DSCSA.

The product was purchased directly from the original manufacturer, so omission of the lot number is allowed through the DSCSA. Although lot number is not required in this example, trading partners may find it a helpful way to exchange information. In the example, the Transaction Statement housed in the YNQ segment is a simplified statement of compliance that trading partners might agree to use. An N1 loop for Original Manufacturer is included at the Item Level.

HDMA may publish further examples at a later date.



856

Ship Notice/Manifest

POS	ID	NAME	REQ	USE/REPEAT	USAGE
010	ST	Transaction Set Header	M	1	
020	BSN	Beginning Segment for Ship Notice	M	1	
010	HL	Shipment Level	M	200000	
010	HL	Hierarchical Level	M	1	
110	TD1	Carrier Details (Quantity and Weight)	O	20	
120	TD5	Carrier Details (Routing Sequence/Transit Time)	O	12	
130	TD3	Carrier Details (Equipment)	O	12	
150	REF	Reference Identification	O	>1	
200	DTM	Shipped Date	O	10	
200	DTM	Delivery Date	O	10	
220	N1	N1-N3-N4-REF	O	200	
220	N1	Name	M	1	
240	N3	Address Information	O	2	
250	N4	Geographic Location	O	1	
260	REF	Reference Identification	O	12	
220	N1	N1-N3-N4-REF-PER	O	200	
220	N1	Name	M	1	
240	N3	Address Information	O	2	
250	N4	Geographic Location	O	1	
260	REF	Reference Identification	O	12	
270	PER	Administrative Communications Contact	O	3	
335	YNQ	Yes/No Question	O	10	
010	HL	Order Level	M	200000	
010	HL	Hierarchical Level	M	1	
050	PRF	Purchase Order Reference	O	1	
150	REF	Reference Identification	O	>1	
010	HL	Tare Level	M	200000	
010	HL	Hierarchical Level	M	1	
150	REF	Reference Identification	O	>1	
190	MAN	Marks and Numbers	O	>1	
010	HL	Pack Level	M	200000	
010	HL	Hierarchical Level	M	1	
020	LIN	Item Identification	O	1	
060	PO4	Item Physical Details	O	1	
150	REF	Reference Identification	O	>1	
190	MAN	Marks and Numbers	O	>1	
190	MAN	Marks and Numbers	O	>1	

POS Position Number
 ID Segment ID, Segment/Group Tag
 REQ Requirement (M=Mandatory, C=Conditional, R=Required, O=Optional, A=Advised, D=Dependent)
 USE/REPEAT Segment/Group Maximum Usage



856

Ship Notice/Manifest

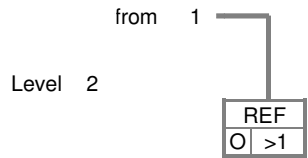
POS	ID	NAME	REQ	USE/REPEAT	USAGE
200	DTM	Date/Time Reference	O	10	
010	HL	Inner Pack Level	M	200000	
010	HL	Hierarchical Level	M	1	
020	LIN	Item Identification	O	1	
060	PO4	Item Physical Details	O	1	
150	REF	Reference Identification	O	>1	
190	MAN	Marks and Numbers	O	>1	
190	MAN	Marks and Numbers	O	>1	
200	DTM	Date/Time Reference	O	10	
010	HL	Item Level	M	200000	
010	HL	Hierarchical Level	M	1	
020	LIN	Item Identification	O	1	
030	SN1	Item Detail (Shipment)	O	1	
070	PID	Product/Item Description	O	200	
150	REF	Reference Identification	O	>1	
150	REF	Reference Identification	O	>1	
200	DTM	Lot Expiration Date	O	10	
220	N1	N1-N3-N4-REF	O	200	
220	N1	Name	M	1	
240	N3	Address Information	O	2	
250	N4	Geographic Location	O	1	
260	REF	Reference Identification	O	12	
010	CTT	Transaction Totals	O	1	
020	SE	Transaction Set Trailer	M	1	

POS Position Number
 ID Segment ID, Segment/Group Tag
 REQ Requirement (M=Mandatory, C=Conditional, R=Required, O=Optional, A=Advised, D=Dependent)
 USE/REPEAT Segment/Group Maximum Usage



856

Ship Notice/Manifest



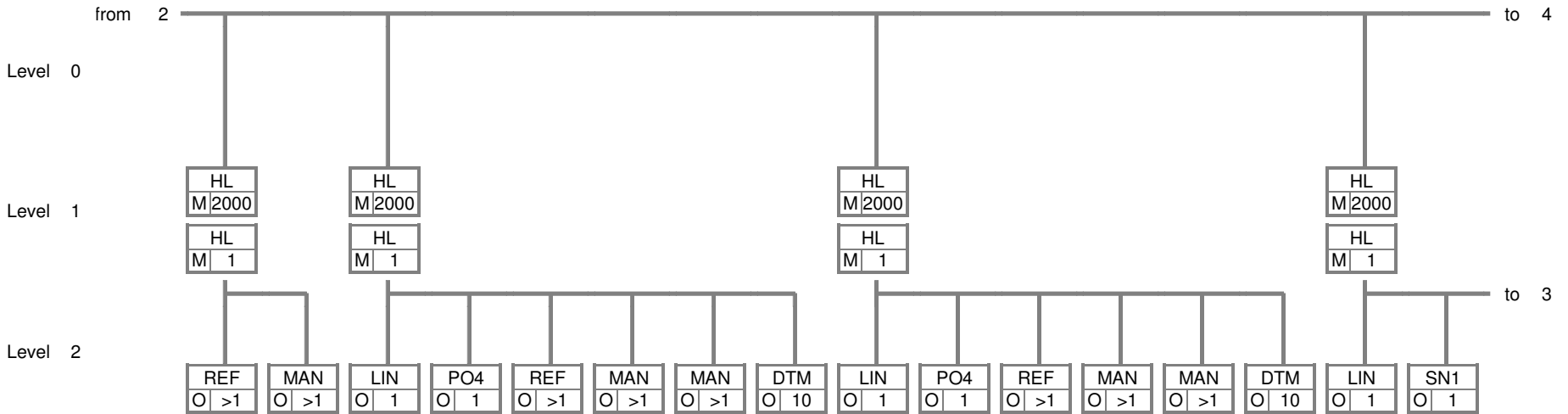
SEG. ID
RE USE

SEG. ID Segment ID, Segment/Group Tag
 REQ Requirement (M=Mand., C=Conditional, R=Requ., O=Opt., A=Advised, D=Dependent)
 USE Segment/Group Maximum Usage



856

Ship Notice/Manifest



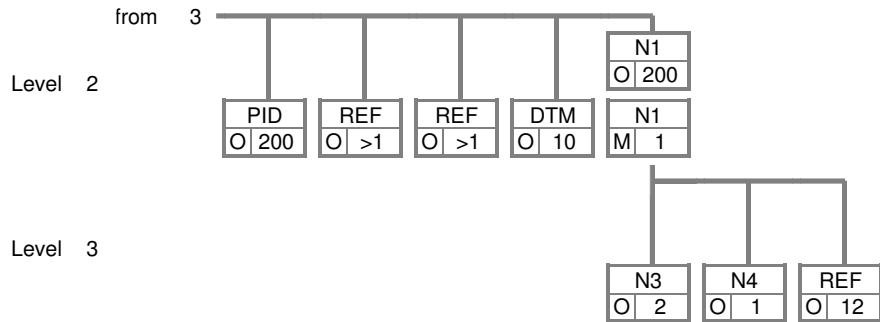
SEG. ID	
RE	USE

SEG. ID Segment ID, Segment/Group Tag
 REQ Requirement (M=Mand., C=Conditional, R=Requ., O=Opt., A=Advised, D=Dependent)
 USE Segment/Group Maximum Usage



856

Ship Notice/Manifest



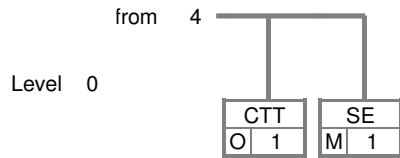
SEG. ID	
RE	USE

SEG. ID Segment ID, Segment/Group Tag
 REQ Requirement (M=Mand., C=Conditional, R=Requ., O=Opt., A=Advised, D=Dependent)
 USE Segment/Group Maximum Usage



856

Ship Notice/Manifest



SEG. ID
RE USE

SEG. ID Segment ID, Segment/Group Tag
 REQ Requirement (M=Mand., C=Conditional, R=Requ., O=Opt., A=Advised, D=Dependent)
 USE Segment/Group Maximum Usage



856

Ship Notice/Manifest

Segment: **ST Transaction Set Header**
Requirement: M
Max Use: 1
Purpose: To indicate the start of a transaction set and to assign a control number

Semantic Notes:
 1. The transaction set identifier (ST01) used by the translation routines of the interchange partners to select the appropriate transaction set definition (e.g., 810 selects the Invoice Transaction Set).

Example: **ST*856*0121~**

ELEMENT SUMMARY

USAGE	REF	ID	ELEMENT NAME	REQ	REPR	REP
Must Use	ST01	143	Transaction Set Identifier Code Code uniquely identifying a Transaction Set	M	ID 3/3	1
			856 Ship Notice/Manifest			
Must Use	ST02	329	Transaction Set Control Number Identifying control number that must be unique within the transaction set functional group assigned by the originator for a transaction set This is a sequential control number.	M	AN 4/9	1

REF Segment Tag and Position Number
 ID Element ID
 REQ Requirement (M=Mandatory, C=Conditional, R=Required, O=Optional, A=Advised, D=Dependent)
 REPR Elements Representation



856

Ship Notice/Manifest

Segment: **BSN Beginning Segment for Ship Notice**
Requirement: M
Max Use: 1
Purpose: To transmit identifying numbers, dates, and other basic data relating to the transaction set

Comments
 1. BSN06 and BSN07 differentiate the functionality of use for the transaction set.

Syntax Notes:
 1. C0706 Conditional

Semantic Notes:
 1. BSN03 is the date the shipment transaction set is created.
 2. BSN04 is the time the shipment transaction set is created.
 3. BSN06 is limited to shipment related codes.

Example: **BSN*00*C2878510004*20091218*1117*0001*AS~**

ELEMENT SUMMARY

USAGE	REF	ID	ELEMENT NAME	REQ	REPR	REP
Must Use	BSN01	353	Transaction Set Purpose Code Code identifying purpose of transaction set	M	ID 2/2	1
		00	Original			
		05	Replace			
Must Use	BSN02	396	Shipment Identification A unique control number assigned by the original shipper to identify a specific shipment Vendor Bill of Lading number or other shipment identifier	M	AN 2/30	1
Must Use	BSN03	373	Date Date expressed as CCYYMMDD Document create date	M	DT 8/8	1
Must Use	BSN04	337	Time Time expressed in 24-hour clock time as follows: HHMM, or HHMMSS, or HHMMSSD, or HHMMSSDD, where H = hours (00-23), M = minutes (00-59), S = integer seconds (00-59) and DD = decimal seconds; decimal seconds are expressed as follows: D = tenths (0-9) and DD = hundredths (00-99)	M	TM 4/8	1

REF Segment Tag and Position Number
 ID Element ID
 REQ Requirement (M=Mandatory, C=Conditional, R=Required, O=Optional, A=Advised, D=Dependent)
 REPR Elements Representation



856

Ship Notice/Manifest

ELEMENT SUMMARY

USAGE	REF	ID	ELEMENT NAME	REQ	REPR	REP
Used	BSN 05	1005	Hierarchical Structure Code Code indicating the hierarchical application structure of a transaction set that utilizes the HL segment to define the structure of the transaction set 0001 Shipment, Order, Packaging, Item 0004 Shipment, Order, Item	O	ID 4/4	1
Used	BSN 06	640	Transaction Type Code Code specifying the type of transaction AS Shipment Advice Notification by an inventory management organization providing current shipping advice relating to the outstanding requisition or order DO Drop Shipment Invoice Used to indicate a drop ship notice, not a drop ship invoice	C	ID 2/2	1

REF Segment Tag and Position Number
 ID Element ID
 REQ Requirement (M=Mandatory, C=Conditional, R=Required, O=Optional, A=Advised, D=Dependent)
 REPR Elements Representation



856

Ship Notice/Manifest

Loop: Shipment Level
Repeat: 200000

Segment: HL Hierarchical Level
Requirement: M
Max Use: 1
Purpose: To identify dependencies among and the content of hierarchically related groups of data segments

Comments

1. The HL segment is used to identify levels of detail information using a hierarchical structure, such as relating line-item data to shipment data, and packaging data to line-item data.
The HL segment defines a top-down/left-right ordered structure.
2. HL01 shall contain a unique alphanumeric number for each occurrence of the HL segment in the transaction set. For example, HL01 could be used to indicate the number of occurrences of the HL segment, in which case the value of HL01 would be "1" for the initial HL segment and would be incremented by one in each subsequent HL segment within the transaction.
3. HL02 identifies the hierarchical ID number of the HL segment to which the current HL segment is subordinate.
4. HL03 indicates the context of the series of segments following the current HL segment up to the next occurrence of an HL segment in the transaction. For example, HL03 is used to indicate that subsequent segments in the HL loop form a logical grouping of data referring to shipment, order, or item-level information.
5. HL04 indicates whether or not there are subordinate (or child) HL segments related to the current HL segment.

Example: HL*1**S*1~

ELEMENT SUMMARY

USAGE	REF	ID	ELEMENT NAME	REQ	REPR	REP
Must Use	HL 01	628	Hierarchical ID Number A unique number assigned by the sender to identify a particular data segment in a hierarchical structure	M	AN 1/12	1

REF Segment Tag and Position Number
 ID Element ID
 REQ Requirement (M=Mandatory, C=Conditional, R=Required, O=Optional, A=Advised, D=Dependent)
 REPR Elements Representation



856

Ship Notice/Manifest

ELEMENT SUMMARY

USAGE	REF	ID	ELEMENT NAME	REQ	REPR	REP
Used	HL 02	734	Hierarchical Parent ID Number Identification number of the next higher hierarchical data segment that the data segment being described is subordinate to	O	AN 1/12	1
Must Use	HL 03	735	Hierarchical Level Code Code defining the characteristic of a level in a hierarchical structure S Shipment	M	ID 1/2	1
Must Use	HL 04	736	Hierarchical Child Code Code indicating if there are hierarchical child data segments subordinate to the level being described 1 Additional Subordinate HL Data Segment in This Hierarchical Structure.	O	ID 1/1	1

REF Segment Tag and Position Number
 ID Element ID
 REQ Requirement (M=Mandatory, C=Conditional, R=Required, O=Optional, A=Advised, D=Dependent)
 REPR Elements Representation



856

Ship Notice/Manifest

Loop: Shipment Level
Repeat: 200000

Segment: TD1 Carrier Details (Quantity and Weight)
Requirement: O
Max Use: 20
Purpose: To specify the transportation details relative to commodity, weight, and quantity

Syntax Notes:

1. C0102 Conditional
2. C0304 Conditional
3. C0607 Conditional
4. P0708 Paired Multiple
5. P0910 Paired Multiple

Example: TD1*PLT*2****G*1923*LB~

ELEMENT SUMMARY

USAGE	REF	ID	ELEMENT NAME	REQ	REPR	REP
Used	TD1 01	103	Packaging Code Code identifying the type of packaging; Part 1: Packaging Form, Part 2: Packaging Material; if the Data Element is used, then Part 1 is always required CAS Case CTN Carton PLT Pallet	O	AN 3/5	1
Used	TD1 02	80	Lading Quantity Number of units (pieces) of the lading commodity	C	N0 1/7	1
Not Rec.	TD1 03	23	Commodity Code Qualifier Code identifying the commodity coding system used for Commodity Code	O	ID 1/1	1
Not Rec.	TD1 04	22	Commodity Code Code describing a commodity or group of commodities	C	AN 1/30	1
Not Rec.	TD1 05	79	Lading Description Description of an item as required for rating and billing purposes	O	AN 1/50	1
Used	TD1 06	187	Weight Qualifier Code defining the type of weight G Gross Weight	O	ID 1/2	1

REF Segment Tag and Position Number
 ID Element ID
 REQ Requirement (M=Mandatory, C=Conditional, R=Required, O=Optional, A=Advised, D=Dependent)
 REPR Elements Representation



856

Ship Notice/Manifest

ELEMENT SUMMARY

USAGE	REF	ID	ELEMENT NAME	REQ	REPR	REP
Used	TD1 07	81	Weight Numeric value of weight	C	R 1/10	1
Used	TD1 08	355	Unit or Basis for Measurement Code Code specifying the units in which a value is being expressed, or manner in which a measurement has been taken LB Pound	C	ID 2/2	1

REF Segment Tag and Position Number
 ID Element ID
 REQ Requirement (M=Mandatory, C=Conditional, R=Required, O=Optional, A=Advised, D=Dependent)
 REPR Elements Representation



856

Ship Notice/Manifest

Loop: Shipment Level
Repeat: 200000

Segment: TD5 Carrier Details (Routing Sequence/Transit Time)
Requirement: O
Max Use: 12
Purpose: To specify the carrier and sequence of routing and provide transit time information

Comments

1. When specifying a routing sequence to be used for the shipment movement in lieu of specifying each carrier within the movement, use TD502 to identify the party responsible for defining the routing sequence, and use TD503 to identify the actual routing sequence, specified by the party identified in TD502.

Syntax Notes:

1. R0204050612 Required
2. C0203 Conditional
3. C0708 Conditional
4. C1011 Conditional
5. C1312 Conditional
6. C1413 Conditional
7. C1512 Conditional

Semantic Notes:

1. TD515 is the country where the service is to be performed.

Example: TD5*O*2*CWCE*M**CC~

ELEMENT SUMMARY

USAGE	REF	ID	ELEMENT NAME	REQ	REPR	REP
Used	TD501	133	Routing Sequence Code Code describing the relationship of a carrier to a specific shipment movement	O	ID 1/2	1
			O Origin Carrier (Air, Motor, or Ocean)			
Used	TD502	66	Identification Code Qualifier Code designating the system/method of code structure used for Identification Code (67)	C	ID 1/2	1
			2 Standard Carrier Alpha Code (SCAC)			

REF Segment Tag and Position Number
 ID Element ID
 REQ Requirement (M=Mandatory, C=Conditional, R=Required, O=Optional, A=Advised, D=Dependent)
 REPR Elements Representation



856

Ship Notice/Manifest

ELEMENT SUMMARY

USAGE	REF	ID	ELEMENT NAME	REQ	REPR	REP
Used	TD5 03	67	Identification Code Code identifying a party or other code	C	AN 2/80	1
Used	TD5 04	91	Transportation Method/Type Code Code specifying the method or type of transportation for the shipment A Air AE Air Express H Customer Pickup M Motor (Common Carrier) R Rail S Ocean SR Supplier Truck X Intermodal (Piggyback)	C	ID 1/2	1
Not Rec.	TD5 05	387	Routing Free-form description of the routing or requested routing for shipment, or the originating carrier's identity	C	AN 1/35	1
Used	TD5 06	368	Shipment/Order Status Code Code indicating the status of an order or shipment or the disposition of any difference between the quantity ordered and the quantity shipped for a line item or transaction CC Shipment Complete on (Date) PR Partial Shipment	C	ID 2/2	1

REF Segment Tag and Position Number
 ID Element ID
 REQ Requirement (M=Mandatory, C=Conditional, R=Required, O=Optional, A=Advised, D=Dependent)
 REPR Elements Representation



856

Ship Notice/Manifest

Loop: Shipment Level
Repeat: 200000

Segment: TD3 Carrier Details (Equipment)
Requirement: O
Max Use: 12
Purpose: To specify transportation details relating to the equipment used by the carrier

- Syntax Notes:
1. E0110 Exclusion
 2. C0203 Conditional
 3. C0405 Conditional
 4. P0506 Paired Multiple

Example: TD3*TL**123456~

ELEMENT SUMMARY

USAGE	REF	ID	ELEMENT NAME	REQ	REPR	REP
Used	TD301	40	Equipment Description Code Code identifying type of equipment used for shipment CN Container RR Rail Car TL Trailer (not otherwise specified) VE Vessel, Ocean	C	ID 2/2	1
Used	TD302	206	Equipment Initial Prefix or alphabetic part of an equipment unit's identifying number	O	AN 1/4	1
Used	TD303	207	Equipment Number Sequencing or serial part of an equipment unit's identifying number (pure numeric form for equipment number is preferred)	C	AN 1/10	1

REF Segment Tag and Position Number
 ID Element ID
 REQ Requirement (M=Mandatory, C=Conditional, R=Required, O=Optional, A=Advised, D=Dependent)
 REPR Elements Representation



856

Ship Notice/Manifest

Loop: Shipment Level
Repeat: 200000

Segment: REF Reference Identification
Requirement: O
Max Use: >1
Purpose: To specify identifying information

Syntax Notes:
 1. R0203 Required

Semantic Notes:
 1. REF04 contains data relating to the value cited in REF02.

Example: REF*CN*14783516~

ELEMENT SUMMARY

USAGE	REF	ID	ELEMENT NAME	REQ	REPR	REP
Must Use	REF01	128	Reference Identification Qualifier Code qualifying the Reference Identification	M	ID 2/3	1
		2I	Tracking Number			
		BM	Bill of Lading Number			
		CN	Carrier's Reference Number (PRO/Invoice)			
		MB	Master Bill of Lading			
		SN	Seal Number			
Must Use	REF02	127	Reference Identification Reference information as defined for a particular Transaction Set or as specified by the Reference Identification Qualifier	C	AN 1/30	1

REF Segment Tag and Position Number
 ID Element ID
 REQ Requirement (M=Mandatory, C=Conditional, R=Required, O=Optional, A=Advised, D=Dependent)
 REPR Elements Representation



856

Ship Notice/Manifest

Loop: Shipment Level
Repeat: 200000

Segment: DTM Date/Time Reference
Requirement: O
Max Use: 10
Purpose: To specify pertinent dates and times

- Syntax Notes:
 1. R020305 Required
 2. C0403 Conditional
 3. P0506 Paired Multiple

Example: DTM*011*20140130~

ELEMENT SUMMARY

USAGE	REF	ID	ELEMENT NAME	REQ	REPR	REP
Must Use	DTM01	374	Date/Time Qualifier Code specifying type of date or time, or both date and time	M	ID 3/3	1
		011	Shipped			
Must Use	DTM02	373	Date Date expressed as CCYYMMDD	C	DT 8/8	1

REF Segment Tag and Position Number
 ID Element ID
 REQ Requirement (M=Mandatory, C=Conditional, R=Required, O=Optional, A=Advised, D=Dependent)
 REPR Elements Representation



856

Ship Notice/Manifest

Loop: Shipment Level
Repeat: 200000

Segment: DTM Date/Time Reference
Requirement: O
Max Use: 10
Purpose: To specify pertinent dates and times

- Syntax Notes:
 1. R020305 Required
 2. C0403 Conditional
 3. P0506 Paired Multiple

Example: DTM*067*20140130~

ELEMENT SUMMARY

USAGE	REF	ID	ELEMENT NAME	REQ	REPR	REP
Must Use	DTM01	374	Date/Time Qualifier	M	ID 3/3	1
			Code specifying type of date or time, or both date and time			
			017 Estimated Delivery 067 Current Schedule Delivery			
Must Use	DTM02	373	Date	C	DT 8/8	1
			Date expressed as CCYYMMDD			

REF Segment Tag and Position Number
 ID Element ID
 REQ Requirement (M=Mandatory, C=Conditional, R=Required, O=Optional, A=Advised, D=Dependent)
 REPR Elements Representation



856

Ship Notice/Manifest

Loop: **Shipment Level**
Repeat: 200000

Loop: **N1-N3-N4-REF**
Repeat: 200

Segment: **N1 Name**
Requirement: M
Max Use: 1
Purpose: To identify a party by type of organization, name, and code

Comments
1. This segment, used alone, provides the most efficient method of providing organizational identification. To obtain this efficiency the "ID Code" (N104) must provide a key to the table maintained by the transaction processing party.
2. N105 and N106 further define the type of entity in N101.

Syntax Notes:
1. R0203 Required
2. P0304 Paired Multiple

Example: **N1*ST*MOUNTAIN WHOLESALE*21*HIN678900~**

ELEMENT SUMMARY

USAGE	REF	ID	ELEMENT NAME	REQ	REPR	REP
Must Use	N1 01	98	Entity Identifier Code Code identifying an organizational entity, a physical location, property or an individual BS Bill and Ship To BT Bill-to-Party ST Ship To	M	ID 2/3	1
Must Use	N1 02	93	Name Free-form name	C	AN 1/60	1
Must Use	N1 03	66	Identification Code Qualifier Code designating the system/method of code structure used for Identification Code (67)	C	ID 1/2	1

REF Segment Tag and Position Number
ID Element ID
REQ Requirement (M=Mandatory, C=Conditional, R=Required, O=Optional, A=Advised, D=Dependent)
REPR Elements Representation



856

Ship Notice/Manifest

ELEMENT SUMMARY

USAGE	REF	ID	ELEMENT NAME	REQ	REPR	REP
		1	D-U-N-S Number, Dun & Bradstreet			
		9	D-U-N-S+4, D-U-N-S Number with Four Character Suffix			
		11	Drug Enforcement Administration (DEA)			
		21	Health Industry Number (HIN)			
		91	Assigned by Seller or Seller's Agent			
		92	Assigned by Buyer or Buyer's Agent			
		UL	UCC/EAN Location Code Used for GS1-US Global Location Number (GLN). Standard 13-digit GLNs are used in business to business transactions. The UL qualifier does not support the serialized GLN unless the serial number is truncated from the serialized GLN to result in the standard 13-digit GLN.			
Must Use	N1 04	67	Identification Code Code identifying a party or other code	C	AN 2/80	1

REF Segment Tag and Position Number
 ID Element ID
 REQ Requirement (M=Mandatory, C=Conditional, R=Required, O=Optional, A=Advised, D=Dependent)
 REPR Elements Representation



856

Ship Notice/Manifest

Loop: **Shipment Level**
Repeat: 200000

Loop: **N1-N3-N4-REF**
Repeat: 200

Segment: **N3 Address Information**
Requirement: O
Max Use: 2
Purpose: To specify the location of the named party
Example: **N3*219 MAIN ST*BACK DOOR~**

ELEMENT SUMMARY

USAGE	REF	ID	ELEMENT NAME	REQ	REPR	REP
Must Use	N301	166	Address Information Address information	M	AN 1/55	1
Used	N302	166	Address Information Address information	O	AN 1/55	1

REF Segment Tag and Position Number
ID Element ID
REQ Requirement (M=Mandatory, C=Conditional, R=Required, O=Optional, A=Advised, D=Dependent)
REPR Elements Representation



856

Ship Notice/Manifest

Loop: **Shipment Level**
Repeat: 200000

Loop: **N1-N3-N4-REF**
Repeat: 200

Segment: **N4 Geographic Location**
Requirement: O
Max Use: 1
Purpose: To specify the geographic place of the named party

Comments

1. A combination of either N401 through N404, or N405 and N406 may be adequate to specify a location.
2. N402 is required only if city name (N401) is in the U.S. or Canada.

Syntax Notes:

1. C0605 Conditional

Example: N4*CHICAGO*IL*60614~

ELEMENT SUMMARY

USAGE	REF	ID	ELEMENT NAME	REQ	REPR	REP
Must Use	N4 01	19	City Name Free-form text for city name	O	AN 2/30	1
Must Use	N4 02	156	State or Province Code Code (Standard State/Province) as defined by appropriate government agency	O	ID 2/2	1
Must Use	N4 03	116	Postal Code Code defining international postal zone code excluding punctuation and blanks (zip code for United States)	O	ID 3/15	1
Used	N4 04	26	Country Code Code identifying the country	O	ID 2/3	1
Used	N4 05	309	Location Qualifier Code identifying type of location	C	ID 1/2	1
Used	N4 06	310	Location Identifier Code which identifies a specific location	O	AN 1/30	1

REF Segment Tag and Position Number
ID Element ID
REQ Requirement (M=Mandatory, C=Conditional, R=Required, O=Optional, A=Advised, D=Dependent)
REPR Elements Representation



856

Ship Notice/Manifest

Loop: **Shipment Level**
Repeat: 200000

Loop: **N1-N3-N4-REF**
Repeat: 200

Segment: **REF Reference Identification**
Requirement: O
Max Use: 12
Purpose: To specify identifying information

Syntax Notes:
1. R0203 Required

Semantic Notes:
1. REF04 contains data relating to the value cited in REF02.

Notes: Use when shipping out of state.

Example: **REF*FW*IL2468001*IL~**

ELEMENT SUMMARY

USAGE	REF	ID	ELEMENT NAME	REQ	REPR	REP
Must Use	REF 01	128	Reference Identification Qualifier Code qualifying the Reference Identification	M	ID 2/3	1
		D3	National Association of Boards of Pharmacy Number Supplier's NABP provided VAWD (Verified Accredited Wholesale Distributors™) Number			
		FW	State License Identification Number A unique number assigned to each provider of service; this number is assigned by state governments and is the provider's legal identification number in the state that is assigned			
Must Use	REF 02	127	Reference Identification Reference information as defined for a particular Transaction Set or as specified by the Reference Identification Qualifier The license number of the ship to entity	C	AN 1/30	1
Used	REF 03	352	Description A free-form description to clarify the related data elements and their content The standard 2-character abbreviation for the state in which the License Number is applicable	C	AN 1/80	1

REF Segment Tag and Position Number
ID Element ID
REQ Requirement (M=Mandatory, C=Conditional, R=Required, O=Optional, A=Advised, D=Dependent)
REPR Elements Representation



856

Ship Notice/Manifest

Loop: Shipment Level
Repeat: 200000

Loop: N1-N3-N4-REF-PER
Repeat: 200

Segment: N1 **Name**
Requirement: M
Max Use: 1
Purpose: To identify a party by type of organization, name, and code

Comments
 1. This segment, used alone, provides the most efficient method of providing organizational identification. To obtain this efficiency the "ID Code" (N104) must provide a key to the table maintained by the transaction processing party.
 2. N105 and N106 further define the type of entity in N101.

Syntax Notes:
 1. R0203 Required
 2. P0304 Paired Multiple

Notes: When shipping from a manufacturer to a distributor, an N1 loop containing the manufacturer principal name and address is required at the shipment level.

Example: N1*SF*BRICK PHARMACEUTICAL*21*HIN679900~

ELEMENT SUMMARY

USAGE	REF	ID	ELEMENT NAME	REQ	REPR	REP
Must Use	N1 01	98	Entity Identifier Code Code identifying an organizational entity, a physical location, property or an individual SF Ship From	M	ID 2/3	1
Must Use	N1 02	93	Name Free-form name The name of the business from whom ownership is being transferred	C	AN 1/60	1
Must Use	N1 03	66	Identification Code Qualifier Code designating the system/method of code structure used for Identification Code (67)	C	ID 1/2	1

REF Segment Tag and Position Number
 ID Element ID
 REQ Requirement (M=Mandatory, C=Conditional, R=Required, O=Optional, A=Advised, D=Dependent)
 REPR Elements Representation



856

Ship Notice/Manifest

ELEMENT SUMMARY

USAGE	REF	ID	ELEMENT NAME	REQ	REPR	REP
		1	D-U-N-S Number, Dun & Bradstreet			
		9	D-U-N-S+4, D-U-N-S Number with Four Character Suffix			
		11	Drug Enforcement Administration (DEA)			
		21	Health Industry Number (HIN)			
		91	Assigned by Seller or Seller's Agent			
		92	Assigned by Buyer or Buyer's Agent			
		UL	UCC/EAN Location Code Used for GS1-US Global Location Number (GLN). Standard 13-digit GLNs are used in business to business transactions. The UL qualifier does not support the serialized GLN unless the serial number is truncated from the serialized GLN to result in the standard 13-digit GLN.			
Must Use	N1 04	67	Identification Code Code identifying a party or other code	C	AN 2/80	1

REF Segment Tag and Position Number
 ID Element ID
 REQ Requirement (M=Mandatory, C=Conditional, R=Required, O=Optional, A=Advised, D=Dependent)
 REPR Elements Representation



856

Ship Notice/Manifest

Loop: **Shipment Level**
Repeat: 200000

Loop: **N1-N3-N4-REF-PER**
Repeat: 200

Segment: **N3 Address Information**
Requirement: O
Max Use: 2
Purpose: To specify the location of the named party
Notes: Must Use
Example: **N3*7900 INDEPENDENCE PKWY*NORTH SIDE~**

ELEMENT SUMMARY

USAGE	REF	ID	ELEMENT NAME	REQ	REPR	REP
Must Use	N301	166	Address Information Address information	M	AN 1/55	1
Used	N302	166	Address Information Address information	O	AN 1/55	1

REF Segment Tag and Position Number
ID Element ID
REQ Requirement (M=Mandatory, C=Conditional, R=Required, O=Optional, A=Advised, D=Dependent)
REPR Elements Representation



856

Ship Notice/Manifest

Loop: **Shipment Level**
 Repeat: 200000

Loop: **N1-N3-N4-REF-PER**
 Repeat: 200

Segment: **N4 Geographic Location**
 Requirement: O
 Max Use: 1
 Purpose: To specify the geographic place of the named party

Comments
 1. A combination of either N401 through N404, or N405 and N406 may be adequate to specify a location.
 2. N402 is required only if city name (N401) is in the U.S. or Canada.

Syntax Notes:
 1. C0605 Conditional

Example: **N4*ROCKVILLE*MD*20850*AD*10*X~**

ELEMENT SUMMARY

USAGE	REF	ID	ELEMENT NAME	REQ	REPR	REP
Must Use	N4 01	19	City Name Free-form text for city name	O	AN 2/30	1
Must Use	N4 02	156	State or Province Code Code (Standard State/Province) as defined by appropriate government agency	O	ID 2/2	1
Must Use	N4 03	116	Postal Code Code defining international postal zone code excluding punctuation and blanks (zip code for United States)	O	ID 3/15	1
Used	N4 04	26	Country Code Code identifying the country	O	ID 2/3	1
Used	N4 05	309	Location Qualifier Code identifying type of location	C	ID 1/2	1
Used	N4 06	310	Location Identifier Code which identifies a specific location	O	AN 1/30	1

REF Segment Tag and Position Number
 ID Element ID
 REQ Requirement (M=Mandatory, C=Conditional, R=Required, O=Optional, A=Advised, D=Dependent)
 REPR Elements Representation



856

Ship Notice/Manifest

Loop: **Shipment Level**
Repeat: 200000

Loop: **N1-N3-N4-REF-PER**
Repeat: 200

Segment: **REF Reference Identification**
Requirement: O
Max Use: 12
Purpose: To specify identifying information

Syntax Notes:
1. R0203 Required

Semantic Notes:
1. REF04 contains data relating to the value cited in REF02.

Notes: Use when shipping out of state.

Example: **REF*FW*16001234*MD~**

ELEMENT SUMMARY

USAGE	REF	ID	ELEMENT NAME	REQ	REPR	REP
Must Use	REF 01	128	Reference Identification Qualifier Code qualifying the Reference Identification	M	ID 2/3	1
		D3	National Association of Boards of Pharmacy Number Supplier's NABP provided VAWD (Verified Accredited Wholesale Distributors™) Number.			
		FW	State License Identification Number A unique number assigned to each provider of service; this number is assigned by state governments and is the provider's legal identification number in the state that is assigned.			
Must Use	REF 02	127	Reference Identification Reference information as defined for a particular Transaction Set or as specified by the Reference Identification Qualifier The license number of the ship from/selling entity.	C	AN 1/30	1
Used	REF 03	352	Description A free-form description to clarify the related data elements and their content The standard 2-character abbreviation for the state in which the License Number is applicable.	C	AN 1/80	1

REF Segment Tag and Position Number
ID Element ID
REQ Requirement (M=Mandatory, C=Conditional, R=Required, O=Optional, A=Advised, D=Dependent)
REPR Elements Representation



856

Ship Notice/Manifest

Loop: **Shipment Level**
Repeat: 200000

Loop: **N1-N3-N4-REF-PER**
Repeat: 200

Segment: **PER Administrative Communications Contact**
Requirement: O
Max Use: 3
Purpose: To identify a person or office to whom administrative communications should be directed

- Syntax Notes:
1. P0304 Paired Multiple
2. P0506 Paired Multiple
3. P0708 Paired Multiple

Notes: Certifier is the person responsible for authenticating the pedigree for a company.

Example: **PER*CE*JOE JONES*TE*18003217654*EM*JJONES@SUPPLIER.COM~**

ELEMENT SUMMARY

USAGE	REF	ID	ELEMENT NAME	REQ	REPR	REP
Must Use	PER 01	366	Contact Function Code Code identifying the major duty or responsibility of the person or group named CE Certifier	M	ID 2/2	1
Must Use	PER 02	93	Name Free-form name	O	AN 1/60	1
Used	PER 03	365	Communication Number Qualifier Code identifying the type of communication number TE Telephone	C	ID 2/2	1
Used	PER 04	364	Communication Number Complete communications number including country or area code when applicable A valid telephone number must be provided.	C	AN 1/80	1
Used	PER 05	365	Communication Number Qualifier Code identifying the type of communication number EM Electronic Mail	C	ID 2/2	1
Used	PER 06	364	Communication Number Complete communications number including country or area code when Applicable A valid email address must be provided.	C	AN 1/80	1

REF Segment Tag and Position Number
ID Element ID
REQ Requirement (M=Mandatory, C=Conditional, R=Required, O=Optional, A=Advised, D=Dependent)
REPR Elements Representation



856

Ship Notice/Manifest

Loop: Shipment Level
Repeat: 200000

Segment: YNQ Yes/No Question
Requirement: O
Max Use: 10
Purpose: To identify and answer yes and no questions, including the date, time, and comments further qualifying the condition

- Syntax Notes:
1. E010910 Exclusion
 2. P0304 Paired Multiple
 3. C0908 Conditional

- Semantic Notes:
1. YNQ02 confirms or denies the statement made in YNQ01, YNQ09 or YNQ10. A "Y" indicates the statement is confirmed; an "N" indicates the statement is denied.
 2. YNQ10 contains a free-form question when codified questions are not available.

Notes: The YNQ02 should have a value of 'Y' which indicates that DSCSA applies.

Example: YNQ*CX*Y***DSCSA COMPLIANT~

ELEMENT SUMMARY

USAGE	REF	ID	ELEMENT NAME	REQ	REPR	REP
Used	YNQ 01	1321	Condition Indicator Code indicating a condition CX Certification Status	C	ID 2/2	1
Must Use	YNQ 02	1073	Yes/No Condition or Response Code Code indicating a Yes or No condition or response Y Yes "Y" indicates that the transaction is DSCSA compliant.	M	ID 1/1	1
Used	YNQ 05	933	Free-Form Message Text Free-form message text	O	AN 1/264	1
Used	YNQ 06	933	Free-Form Message Text Free-form message text	O	AN 1/264	1
Used	YNQ 07	933	Free-Form Message Text Free-form message text	O	AN 1/264	1
Used	YNQ 10	933	Free-Form Message Text Free-form message text	C	AN 1/264	1

REF Segment Tag and Position Number
 ID Element ID
 REQ Requirement (M=Mandatory, C=Conditional, R=Required, O=Optional, A=Advised, D=Dependent)
 REPR Elements Representation



856

Ship Notice/Manifest

Loop: Order Level
Repeat: 200000

Segment: HL Hierarchical Level
Requirement: M
Max Use: 1
Purpose: To identify dependencies among and the content of hierarchically related groups of data segments

Comments

1. The HL segment is used to identify levels of detail information using a hierarchical structure, such as relating line-item data to shipment data, and packaging data to line-item data.
The HL segment defines a top-down/left-right ordered structure.
2. HL01 shall contain a unique alphanumeric number for each occurrence of the HL segment in the transaction set. For example, HL01 could be used to indicate the number of occurrences of the HL segment, in which case the value of HL01 would be "1" for the initial HL segment and would be incremented by one in each subsequent HL segment within the transaction.
3. HL02 identifies the hierarchical ID number of the HL segment to which the current HL segment is subordinate.
4. HL03 indicates the context of the series of segments following the current HL segment up to the next occurrence of an HL segment in the transaction. For example, HL03 is used to indicate that subsequent segments in the HL loop form a logical grouping of data referring to shipment, order, or item-level information.
5. HL04 indicates whether or not there are subordinate (or child) HL segments related to the current HL segment.

Example: HL*2**O*1~

ELEMENT SUMMARY

USAGE	REF	ID	ELEMENT NAME	REQ	REPR	REP
Must Use	HL 01	628	Hierarchical ID Number A unique number assigned by the sender to identify a particular data segment in a hierarchical structure	M	AN 1/12	1

REF Segment Tag and Position Number
 ID Element ID
 REQ Requirement (M=Mandatory, C=Conditional, R=Required, O=Optional, A=Advised, D=Dependent)
 REPR Elements Representation



856

Ship Notice/Manifest

ELEMENT SUMMARY

USAGE	REF	ID	ELEMENT NAME	REQ	REPR	REP
Used	HL 02	734	Hierarchical Parent ID Number Identification number of the next higher hierarchical data segment that the data segment being described is subordinate to	O	AN 1/12	1
Must Use	HL 03	735	Hierarchical Level Code Code defining the characteristic of a level in a hierarchical structure O Order	M	ID 1/2	1
Must Use	HL 04	736	Hierarchical Child Code Code indicating if there are hierarchical child data segments subordinate to the level being described 1 Additional Subordinate HL Data Segment in This Hierarchical Structure	O	ID 1/1	1

REF Segment Tag and Position Number
 ID Element ID
 REQ Requirement (M=Mandatory, C=Conditional, R=Required, O=Optional, A=Advised, D=Dependent)
 REPR Elements Representation



856

Ship Notice/Manifest

Loop: Order Level
Repeat: 200000

Segment: PRF Purchase Order Reference
Requirement: O
Max Use: 1
Purpose: To provide reference to a specific purchase order

Semantic Notes:
 1. PRF04 is the date assigned by the purchaser to purchase order.

Example: PRF*PO123456***20140130~

ELEMENT SUMMARY

USAGE	REF	ID	ELEMENT NAME	REQ	REPR	REP
Must Use	PRF 01	324	Purchase Order Number Identifying number for Purchase Order assigned by the orderer/purchaser	M	AN 1/22	1
Used	PRF 02	328	Release Number Number identifying a release against a Purchase Order previously placed by the parties involved in the transaction	O	AN 1/30	1
Used	PRF 03	327	Change Order Sequence Number Number assigned by the orderer identifying a specific change or revision to a previously transmitted transaction set	O	AN 1/8	1
Used	PRF 04	373	Date Date expressed as CCYYMMDD Original Purchase Order Date	O	DT 8/8	1

REF Segment Tag and Position Number
 ID Element ID
 REQ Requirement (M=Mandatory, C=Conditional, R=Required, O=Optional, A=Advised, D=Dependent)
 REPR Elements Representation



856

Ship Notice/Manifest

Loop: Order Level
Repeat: 200000

Segment: REF Reference Identification
Requirement: O
Max Use: >1
Purpose: To specify identifying information

Syntax Notes:
 1. R0203 Required

Semantic Notes:
 1. REF04 contains data relating to the value cited in REF02.

Example: REF*IV*IN123456~

ELEMENT SUMMARY

USAGE	REF	ID	ELEMENT NAME	REQ	REPR	REP
Must Use	REF01	128	Reference Identification Qualifier Code qualifying the Reference Identification IV Seller's Invoice Number VN Vendor Order Number	M	ID 2/3	1
Must Use	REF02	127	Reference Identification Reference information as defined for a particular Transaction Set or as specified by the Reference Identification Qualifier	C	AN 1/30	1

REF Segment Tag and Position Number
 ID Element ID
 REQ Requirement (M=Mandatory, C=Conditional, R=Required, O=Optional, A=Advised, D=Dependent)
 REPR Elements Representation



856

Ship Notice/Manifest

Loop: Tare Level
Repeat: 200000

Segment: HL Hierarchical Level
Requirement: M
Max Use: 1
Purpose: To identify dependencies among and the content of hierarchically related groups of data segments

Comments

1. The HL segment is used to identify levels of detail information using a hierarchical structure, such as relating line-item data to shipment data, and packaging data to line-item data.
The HL segment defines a top-down/left-right ordered structure.
2. HL01 shall contain a unique alphanumeric number for each occurrence of the HL segment in the transaction set. For example, HL01 could be used to indicate the number of occurrences of the HL segment, in which case the value of HL01 would be "1" for the initial HL segment and would be incremented by one in each subsequent HL segment within the transaction.
3. HL02 identifies the hierarchical ID number of the HL segment to which the current HL segment is subordinate.
4. HL03 indicates the context of the series of segments following the current HL segment up to the next occurrence of an HL segment in the transaction. For example, HL03 is used to indicate that subsequent segments in the HL loop form a logical grouping of data referring to shipment, order, or item-level information.
5. HL04 indicates whether or not there are subordinate (or child) HL segments related to the current HL segment.

Example: HL*3*2*T*1~

ELEMENT SUMMARY

USAGE	REF	ID	ELEMENT NAME	REQ	REPR	REP
Must Use	HL 01	628	Hierarchical ID Number A unique number assigned by the sender to identify a particular data segment in a hierarchical structure	M	AN 1/12	1

REF Segment Tag and Position Number
 ID Element ID
 REQ Requirement (M=Mandatory, C=Conditional, R=Required, O=Optional, A=Advised, D=Dependent)
 REPR Elements Representation



856

Ship Notice/Manifest

ELEMENT SUMMARY

USAGE	REF	ID	ELEMENT NAME	REQ	REPR	REP
Used	HL 02	734	Hierarchical Parent ID Number Identification number of the next higher hierarchical data segment that the data segment being described is subordinate to	O	AN 1/12	1
Must Use	HL 03	735	Hierarchical Level Code Code defining the characteristic of a level in a hierarchical structure	M	ID 1/2	1
			T Shipping Tare			
Must Use	HL 04	736	Hierarchical Child Code Code indicating if there are hierarchical child data segments subordinate to the level being described	O	ID 1/1	1
			1 Additional Subordinate HL Data Segment in This Hierarchical Structure.			

REF Segment Tag and Position Number
 ID Element ID
 REQ Requirement (M=Mandatory, C=Conditional, R=Required, O=Optional, A=Advised, D=Dependent)
 REPR Elements Representation



856

Ship Notice/Manifest

Loop: Tare Level
Repeat: 200000

Segment: REF Reference Identification
Requirement: O
Max Use: >1
Purpose: To specify identifying information

Syntax Notes:
 1. R0203 Required

Semantic Notes:
 1. REF04 contains data relating to the value cited in REF02.
Notes: Use this REF only for serialization, using GS1 EPC.

Example: REF*SE**urn:epc:id:sscc:0309440.00000.00045~

ELEMENT SUMMARY

USAGE	REF	ID	ELEMENT NAME	REQ	REPR	REP
Used	REF 01	128	Reference Identification Qualifier Code qualifying the Reference Identification	M	ID 2/3	1
			SE Serial Number			
Used	REF 03	352	Description A free-form description to clarify the related data elements and their content	C	AN 1/80	1
			Serial Number in GS1 EPC format.			

REF Segment Tag and Position Number
 ID Element ID
 REQ Requirement (M=Mandatory, C=Conditional, R=Required, O=Optional, A=Advised, D=Dependent)
 REPR Elements Representation



856

Ship Notice/Manifest

Loop: Tare Level
Repeat: 200000

Segment: MAN Marks and Numbers
Requirement: O
Max Use: >1
Purpose: To indicate identifying marks and numbers for shipping containers

Comments

1. When MAN01 contains code "UC" (U.P.C. Shipping Container Code) and MAN05/MAN06 contain a range of ID numbers, MAN03 is not used. The reason for this is that the U.P.C. Shipping Container code is the same on every carton that is represented in the range in MAN05/MAN06.
2. MAN03 and/or MAN06 are only used when sending a range(s) of ID numbers. When both MAN02/MAN03 and MAN05/MAN06 are used to send ranges of ID numbers, the integrity of the two ID numbers must be maintained.

Syntax Notes:

1. P0405 Paired Multiple
2. C0605 Conditional

Semantic Notes:

1. MAN01/MAN02 and MAN04/MAN05 may be used to identify two different marks and numbers assigned to the same physical container.
2. When both MAN02 and MAN03 are used, MAN02 is the starting number of a sequential range and MAN03 is the ending number of that range.
3. When both MAN05 and MAN06 are used, MAN05 is the starting number of a sequential range, and MAN06 is the ending number of that range.

Notes: MAN segment should only contain numbers used for logistical purposes [to track containers].

Example: MAN*GM*03094400000000045~

ELEMENT SUMMARY

USAGE	REF	ID	ELEMENT NAME	REQ	REPR	REP
Used	MAN 01	88	Marks and Numbers Qualifier Code specifying the application or source of Marks and Numbers (87)	M	ID 1/2	1
			W Pallet Number GM SSCC-18 and Application Identifier			
Must Use	MAN 02	87	Marks and Numbers Marks and numbers used to identify a shipment or parts of a shipment	M	AN 1/48	1

REF Segment Tag and Position Number
 ID Element ID
 REQ Requirement (M=Mandatory, C=Conditional, R=Required, O=Optional, A=Advised, D=Dependent)
 REPR Elements Representation



856

Ship Notice/Manifest

Loop: Pack Level
Repeat: 200000

Segment: HL Hierarchical Level
Requirement: M
Max Use: 1
Purpose: To identify dependencies among and the content of hierarchically related groups of data segments

Comments

1. The HL segment is used to identify levels of detail information using a hierarchical structure, such as relating line-item data to shipment data, and packaging data to line-item data.
The HL segment defines a top-down/left-right ordered structure.
2. HL01 shall contain a unique alphanumeric number for each occurrence of the HL segment in the transaction set. For example, HL01 could be used to indicate the number of occurrences of the HL segment, in which case the value of HL01 would be "1" for the initial HL segment and would be incremented by one in each subsequent HL segment within the transaction.
3. HL02 identifies the hierarchical ID number of the HL segment to which the current HL segment is subordinate.
4. HL03 indicates the context of the series of segments following the current HL segment up to the next occurrence of an HL segment in the transaction. For example, HL03 is used to indicate that subsequent segments in the HL loop form a logical grouping of data referring to shipment, order, or item-level information.
5. HL04 indicates whether or not there are subordinate (or child) HL segments related to the current HL segment.

Example: HL*4*3*P*1~

ELEMENT SUMMARY

USAGE	REF	ID	ELEMENT NAME	REQ	REPR	REP
Must Use	HL 01	628	Hierarchical ID Number A unique number assigned by the sender to identify a particular data segment in a hierarchical structure	M	AN 1/12	1

REF Segment Tag and Position Number
 ID Element ID
 REQ Requirement (M=Mandatory, C=Conditional, R=Required, O=Optional, A=Advised, D=Dependent)
 REPR Elements Representation



856

Ship Notice/Manifest

ELEMENT SUMMARY

USAGE	REF	ID	ELEMENT NAME	REQ	REPR	REP
Used	HL 02	734	Hierarchical Parent ID Number Identification number of the next higher hierarchical data segment that the data segment being described is subordinate to	O	AN 1/12	1
Must Use	HL 03	735	Hierarchical Level Code Code defining the characteristic of a level in a hierarchical structure P Pack	M	ID 1/2	1
Must Use	HL 04	736	Hierarchical Child Code Code indicating if there are hierarchical child data segments subordinate to the level being described 1 Additional Subordinate HL Data Segment in This Hierarchical Structure	O	ID 1/1	1

REF Segment Tag and Position Number
 ID Element ID
 REQ Requirement (M=Mandatory, C=Conditional, R=Required, O=Optional, A=Advised, D=Dependent)
 REPR Elements Representation



856

Ship Notice/Manifest

Loop: Pack Level
Repeat: 200000

Segment: LIN Item Identification
Requirement: O
Max Use: 1
Purpose: To specify basic item identification data

Comments

1. See the Data Dictionary for a complete list of IDs.
2. LIN02 through LIN31 provide for fifteen different product/service IDs for each item. For example: Case, Color, Drawing No., U.P.C. No., ISBN No., Model No., or SKU.

Syntax Notes:

1. P0405 Paired Multiple
2. P0607 Paired Multiple
3. P0809 Paired Multiple
4. P1011 Paired Multiple
5. P1213 Paired Multiple
6. P1415 Paired Multiple
7. P1617 Paired Multiple
8. P1819 Paired Multiple
9. P2021 Paired Multiple
10. P2223 Paired Multiple
11. P2425 Paired Multiple
12. P2627 Paired Multiple
13. P2829 Paired Multiple
14. P3031 Paired Multiple

Semantic Notes:

1. LIN01 is the line item identification

Notes: Only Applicable for Single (homogeneous) SKU Full Case Cartons

Example: LIN**N1*0555333322*A1*X~

REF Segment Tag and Position Number
 ID Element ID
 REQ Requirement (M=Mandatory, C=Conditional, R=Required, O=Optional, A=Advised, D=Dependent)
 REPR Elements Representation



856

Ship Notice/Manifest

ELEMENT SUMMARY

USAGE	REF	ID	ELEMENT NAME	REQ	REPR	REP
Used	LIN 01	350	Assigned Identification Alphanumeric characters assigned for differentiation within a transaction set	O	AN 1/20	1
Must Use	LIN 02	235	Product/Service ID Qualifier Code identifying the type/source of the descriptive number used in Product/ Service ID (234)	M	ID 2/2	1
			LT Lot Number			
			MF Manufacturer			
			N1 National Drug Code in 4-4-2 Format 4-digit manufacturer ID, 4-digit product ID, 2-digit trade package size			
			N2 National Drug Code in 5-3-2 Format 5-digit manufacturer ID, 3-digit product ID, 2-digit trade package size			
			N3 National Drug Code in 5-4-1 Format 5-digit manufacturer ID, 4-digit product ID, 1-digit trade package size			
			N4 National Drug Code in 5-4-2 Format 5-digit manufacturer ID, 4-digit product ID, 2-digit trade package size			
			ND National Drug Code (NDC)			
			N5 National Health Related Item Code in 5-5 Format			
			N6 National Health Related Item Code in 4-6 Format			
			NH National Health Related Item Code			
			UA U.P.C./EAN Case Code (2-5-5) Retired from use by GS1-US.			
			UI U.P.C. Consumer Package Code (1-5-5) Retired from use by GS1-US.			
			UK U.P.C./EAN Shipping Container Code (1-2-5-5-1) Data structure for the 14 digit EAN.UCC (EAN International.Uniform Code Council) Global Trade Identification Number (GTIN)			
			UP U.P.C. Consumer Package Code (1-5-5-1) Data structure for the 12 digit EAN.UCC (EAN International.Uniform Code Council) Global Trade Identification Number (GTIN). Also known as the Universal Product Code (U.P.C.)			
			UX Universal Product Number A unique identifier of a healthcare product			
			VC Vendor's (Seller's) Catalog Number			
Must Use	LIN 03	234	Product/Service ID Identifying number for a product or service	M	AN 1/48	1
	LIN 04	235	Product/Service ID Qualifier Code identifying the type/source of the descriptive number used in Product/ Service ID (234)	C	ID 2/2	1
	LIN 05	234	Product/Service ID Identifying number for a product or service	C	AN 1/48	1

REF Segment Tag and Position Number
 ID Element ID
 REQ Requirement (M=Mandatory, C=Conditional, R=Required, O=Optional, A=Advised, D=Dependent)
 REPR Elements Representation



856

Ship Notice/Manifest

Loop: **Pack Level**
Repeat: **200000**

Segment: **PO4 Item Physical Details**
Requirement: O
Max Use: 1
Purpose: To specify the physical qualities, packaging, weights, and dimensions relating to the item

Comments

1. PO403 - The "Unit or Basis for Measure Code" in this segment position is for purposes of defining the pack (PO401) /size (PO402) measure which indicates the quantity in the inner pack unit. For example: If the carton contains 24 12-Ounce packages, it would be described as follows: Data element 356 = "24"; Data element 357 = "12"; Data element 355 = "OZ".
2. PO413 defines the unit of measure for PO410, PO411, and PO412.

Syntax Notes:

1. P0203 Paired Multiple
2. C0506 Conditional
3. P0607 Paired Multiple
4. P0809 Paired Multiple
5. C1013 Conditional
6. C1113 Conditional
7. C1213 Conditional
8. L13101112 List Conditional
9. C1716 Conditional
10. C1804 Conditional

Semantic Notes:

1. PO415 is used to indicate the relative layer of this package or range of packages within the layers of packaging. Relative Position 1 (value R1) is the innermost package.
2. PO416 is the package identifier or the beginning package identifier in a range of identifiers.
3. PO417 is the ending package identifier in a range of identifiers.
4. PO418 is the number of packages in this layer.

Notes: Only Applicable for Single SKU Full Case Cartons

Example: **PO4*8*60*ME*****10*CC*****4~**

REF Segment Tag and Position Number
 ID Element ID
 REQ Requirement (M=Mandatory, C=Conditional, R=Required, O=Optional, A=Advised, D=Dependent)
 REPR Elements Representation



856

Ship Notice/Manifest

ELEMENT SUMMARY

USAGE	REF	ID	ELEMENT NAME	REQ	REPR	REP
Must Use	PO4 01	356	Pack The number of inner containers, or number of eaches if there are no inner containers, per outer container	O	N0 1/6	1
Must Use	PO4 02	357	Size Size of supplier units in pack	C	R 1/8	1
Used	PO4 03	355	Unit or Basis for Measurement Code Code specifying the units in which a value is being expressed, or manner in which a measurement has been taken AM Ampoule BO Bottle BX Box CA Case CH Container CT Carton DZ Dozen EA Each GS Gross KT Kit OZ Ounce - Av P1 Percent PC Piece PF Pallet (Lift) PK Package SP Shelf Package SZ Syringe UN Unit Use UN for pill counts or for partials. VI Vial	C	ID 2/2	1
Used	PO4 04	103	Packaging Code Code identifying the type of packaging; Part 1: Packaging Form, Part 2: Packaging Material; if the Data Element is used, then Part 1 is always required	C	AN 3/5	1
Used	PO4 05	187	Weight Qualifier Code defining the type of weight	O	ID 1/2	1
Used	PO4 06	384	Gross Weight per Pack Numeric value of gross weight per pack	C	R 1/9	1

REF Segment Tag and Position Number
 ID Element ID
 REQ Requirement (M=Mandatory, C=Conditional, R=Required, O=Optional, A=Advised, D=Dependent)
 REPR Elements Representation



856

Ship Notice/Manifest

ELEMENT SUMMARY

USAGE	REF	ID	ELEMENT NAME	REQ	REPR	REP
Used	PO4 07	355	Unit or Basis for Measurement Code Code specifying the units in which a value is being expressed, or manner in which a measurement has been taken	C	ID 2/2	1
Must Use	PO4 08	385	Gross Volume per Pack Numeric value of gross volume per pack	C	R 1/9	1
Used	PO4 09	355	Unit or Basis for Measurement Code Code specifying the units in which a value is being expressed, or manner in which a measurement has been taken CC Cubic Centimeter CF Cubic Feet CI Cubic Inches CR Cubic Meter CY Cubic Yard	C	ID 2/2	1
Used	PO4 10	82	Length Largest horizontal dimension of an object measured when the object is in the upright position	C	R 1/8	1
Used	PO4 11	189	Width Shorter measurement of the two horizontal dimensions measured with the object in the upright position	C	R 1/8	1
Used	PO4 12	65	Height Vertical dimension of an object measured when the object is in the upright position	C	R 1/8	1
Used	PO4 13	355	Unit or Basis for Measurement Code Code specifying the units in which a value is being expressed, or manner in which a measurement has been taken CM Centimeter IN Inch MM Millimeter	C	ID 2/2	1
Used	PO4 14	810	Inner Pack The number of eaches per inner container	O	N0 1/6	1

REF Segment Tag and Position Number
 ID Element ID
 REQ Requirement (M=Mandatory, C=Conditional, R=Required, O=Optional, A=Advised, D=Dependent)
 REPR Elements Representation



856

Ship Notice/Manifest

Loop: Pack Level
Repeat: 200000

Segment: REF Reference Identification
Requirement: O
Max Use: >1
Purpose: To specify identifying information

Syntax Notes:
 1. R0203 Required

Semantic Notes:
 1. REF04 contains data relating to the value cited in REF02.
Notes: Use REF only for serialization, using GS1 EPC.

Example: REF*01**urn:epc:id:sgtin:0309440.049101.5265~

ELEMENT SUMMARY

USAGE	REF	ID	ELEMENT NAME	REQ	REPR	REP
Used	REF 01	128	Reference Identification Qualifier Code qualifying the Reference Identification	M	ID 2/3	1
			SE Serial Number			
Used	REF 03	352	Description A free-form description to clarify the related data elements and their content	C	AN 1/80	1
			Serial Number in GS1 EPC format.			

REF Segment Tag and Position Number
 ID Element ID
 REQ Requirement (M=Mandatory, C=Conditional, R=Required, O=Optional, A=Advised, D=Dependent)
 REPR Elements Representation



856

Ship Notice/Manifest

Loop: **Pack Level**
Repeat: 200000

Segment: **MAN Marks and Numbers**
Requirement: O
Max Use: >1
Purpose: To indicate identifying marks and numbers for shipping containers

Comments

1. When MAN01 contains code "UC" (U.P.C. Shipping Container Code) and MAN05/MAN06 contain a range of ID numbers, MAN03 is not used. The reason for this is that the U.P.C. Shipping Container code is the same on every carton that is represented in the range in MAN05/MAN06.
2. MAN03 and/or MAN06 are only used when sending a range(s) of ID numbers. When both MAN02/MAN03 and MAN05/MAN06 are used to send ranges of ID numbers, the integrity of the two ID numbers must be maintained.

Syntax Notes:

1. P0405 Paired Multiple
2. C0605 Conditional

Semantic Notes:

1. MAN01/MAN02 and MAN04/MAN05 may be used to identify two different marks and numbers assigned to the same physical container.
2. When both MAN02 and MAN03 are used, MAN02 is the starting number of a sequential range and MAN03 is the ending number of that range.
3. When both MAN05 and MAN06 are used, MAN05 is the starting number of a sequential range, and MAN06 is the ending number of that range.

Example: **MAN*AI*00103003339876543218~**

ELEMENT SUMMARY

USAGE	REF	ID	ELEMENT NAME	REQ	REPR	REP
Used	MAN 01	88	Marks and Numbers Qualifier Code specifying the application or source of Marks and Numbers (87)	M	ID 1/2	1
		AI	UCC/EAN-128 Application Identifier (AI) and Data Code AI should not be used for -21 serial number.			
Used	MAN 02	87	Marks and Numbers Marks and numbers used to identify a shipment or parts of a shipment	M	AN 1/48	1

REF Segment Tag and Position Number
 ID Element ID
 REQ Requirement (M=Mandatory, C=Conditional, R=Required, O=Optional, A=Advised, D=Dependent)
 REPR Elements Representation



856

Ship Notice/Manifest

Loop: Pack Level
Repeat: 200000

Segment: MAN Marks and Numbers
Requirement: O
Max Use: >1
Purpose: To indicate identifying marks and numbers for shipping containers

Comments

1. When MAN01 contains code "UC" (U.P.C. Shipping Container Code) and MAN05/MAN06 contain a range of ID numbers, MAN03 is not used. The reason for this is that the U.P.C. Shipping Container code is the same on every carton that is represented in the range in MAN05/MAN06.
2. MAN03 and/or MAN06 are only used when sending a range(s) of ID numbers. When both MAN02/MAN03 and MAN05/MAN06 are used to send ranges of ID numbers, the integrity of the two ID numbers must be maintained.

Syntax Notes:

1. P0405 Paired Multiple
2. C0605 Conditional

Semantic Notes:

1. MAN01/MAN02 and MAN04/MAN05 may be used to identify two different marks and numbers assigned to the same physical container.
2. When both MAN02 and MAN03 are used, MAN02 is the starting number of a sequential range and MAN03 is the ending number of that range.
3. When both MAN05 and MAN06 are used, MAN05 is the starting number of a sequential range, and MAN06 is the ending number of that range.

Example: MAN*GM*00123456789098765432~

ELEMENT SUMMARY

USAGE	REF	ID	ELEMENT NAME	REQ	REPR	REP
Used	MAN 01	88	Marks and Numbers Qualifier Code specifying the application or source of Marks and Numbers (87)	M	ID 1/2	1
			GM SSCC-18 and Application Identifier			
Used	MAN 02	87	Marks and Numbers Marks and numbers used to identify a shipment or parts of a shipment	M	AN 1/48	1

REF Segment Tag and Position Number
 ID Element ID
 REQ Requirement (M=Mandatory, C=Conditional, R=Required, O=Optional, A=Advised, D=Dependent)
 REPR Elements Representation



856

Ship Notice/Manifest

Loop: Pack Level
Repeat: 200000

Segment: DTM Date/Time Reference
Requirement: O
Max Use: 10
Purpose: To specify pertinent dates and times

Syntax Notes:

1. R020305 Required
2. C0403 Conditional
3. P0506 Paired Multiple

Notes: Only Applicable for Single (homogeneous) SKU Full Case Cartons

Example: DTM*208*20140225~

ELEMENT SUMMARY

USAGE	REF	ID	ELEMENT NAME	REQ	REPR	REP
Used	DTM01	374	Date/Time Qualifier Code specifying type of date or time, or both date and time	M	ID 3/3	1
		208	Lot Number Expiration			
Used	DTM02	373	Date Date expressed as CCYYMMDD	C	DT 8/8	1

REF Segment Tag and Position Number
 ID Element ID
 REQ Requirement (M=Mandatory, C=Conditional, R=Required, O=Optional, A=Advised, D=Dependent)
 REPR Elements Representation



856

Ship Notice/Manifest

Loop: Inner Pack Level
Repeat: 200000
Notes: Used for Inner Packs that have their own unique identifier.

Segment: HL Hierarchical Level
Requirement: M
Max Use: 1
Purpose: To identify dependencies among and the content of hierarchically related groups of data segments

Comments

1. The HL segment is used to identify levels of detail information using a hierarchical structure, such as relating line-item data to shipment data, and packaging data to line-item data.
The HL segment defines a top-down/left-right ordered structure.
2. HL01 shall contain a unique alphanumeric number for each occurrence of the HL segment in the transaction set. For example, HL01 could be used to indicate the number of occurrences of the HL segment, in which case the value of HL01 would be "1" for the initial HL segment and would be incremented by one in each subsequent HL segment within the transaction.
3. HL02 identifies the hierarchical ID number of the HL segment to which the current HL segment is subordinate.
4. HL03 indicates the context of the series of segments following the current HL segment up to the next occurrence of an HL segment in the transaction. For example, HL03 is used to indicate that subsequent segments in the HL loop form a logical grouping of data referring to shipment, order, or item-level information.
5. HL04 indicates whether or not there are subordinate (or child) HL segments related to the current HL segment.

Example: HL*4*3*Q*1~

ELEMENT SUMMARY

USAGE	REF	ID	ELEMENT NAME	REQ	REPR	REP
Must Use	HL01	628	Hierarchical ID Number A unique number assigned by the sender to identify a particular data segment in a hierarchical structure	M	AN 1/12	1

REF Segment Tag and Position Number
 ID Element ID
 REQ Requirement (M=Mandatory, C=Conditional, R=Required, O=Optional, A=Advised, D=Dependent)
 REPR Elements Representation



856

Ship Notice/Manifest

ELEMENT SUMMARY

USAGE	REF	ID	ELEMENT NAME	REQ	REPR	REP
Used	HL 02	734	Hierarchical Parent ID Number Identification number of the next higher hierarchical data segment that the data segment being described is subordinate to	O	AN 1/12	1
Must Use	HL 03	735	Hierarchical Level Code Code defining the characteristic of a level in a hierarchical structure Q Subpack	M	ID 1/2	1
Must Use	HL 04	736	Hierarchical Child Code Code indicating if there are hierarchical child data segments subordinate to the level being described 1 Additional Subordinate HL Data Segment in This Hierarchical Structure.	O	ID 1/1	1

REF Segment Tag and Position Number
 ID Element ID
 REQ Requirement (M=Mandatory, C=Conditional, R=Required, O=Optional, A=Advised, D=Dependent)
 REPR Elements Representation



856

Ship Notice/Manifest

Loop: Inner Pack Level
Repeat: 200000
Notes: Used for Inner Packs that have their own unique identifier.

Segment: LIN Item Identification
Requirement: O
Max Use: 1
Purpose: To specify basic item identification data

Comments

1. See the Data Dictionary for a complete list of IDs.
2. LIN02 through LIN31 provide for fifteen different product/service IDs for each item. For example: Case, Color, Drawing No., U.P.C. No., ISBN No., Model No., or SKU.

Syntax Notes:

1. P0405 Paired Multiple
2. P0607 Paired Multiple
3. P0809 Paired Multiple
4. P1011 Paired Multiple
5. P1213 Paired Multiple
6. P1415 Paired Multiple
7. P1617 Paired Multiple
8. P1819 Paired Multiple
9. P2021 Paired Multiple
10. P2223 Paired Multiple
11. P2425 Paired Multiple
12. P2627 Paired Multiple
13. P2829 Paired Multiple
14. P3031 Paired Multiple

Semantic Notes:

1. LIN01 is the line item identification

Notes: Only Applicable for Single (homogeneous) SKU Full Case Cartons

Example: LIN**N1*0555333322~

REF Segment Tag and Position Number
 ID Element ID
 REQ Requirement (M=Mandatory, C=Conditional, R=Required, O=Optional, A=Advised, D=Dependent)
 REPR Elements Representation



856

Ship Notice/Manifest

ELEMENT SUMMARY

USAGE	REF	ID	ELEMENT NAME	REQ	REPR	REP
Used	LIN 01	350	Assigned Identification Alphanumeric characters assigned for differentiation within a transaction set	O	AN 1/20	1
Must Use	LIN 02	235	Product/Service ID Qualifier Code identifying the type/source of the descriptive number used in Product/ Service ID (234)	M	ID 2/2	1
			LT Lot Number			
			MF Manufacturer			
			N1 National Drug Code in 4-4-2 Format 4-digit manufacturer ID, 4-digit product ID, 2-digit trade package size			
			N2 National Drug Code in 5-3-2 Format 5-digit manufacturer ID, 3-digit product ID, 2-digit trade package size			
			N3 National Drug Code in 5-4-1 Format 5-digit manufacturer ID, 4-digit product ID, 1-digit trade package size			
			N4 National Drug Code in 5-4-2 Format 5-digit manufacturer ID, 4-digit product ID, 2-digit trade package size			
			ND National Drug Code (NDC)			
			N5 National Health Related Item Code in 5-5 Format			
			N6 National Health Related Item Code in 4-6 Format			
			NH National Health Related Item Code			
			UA U.P.C./EAN Case Code (2-5-5) Retired from use by GS1-US.			
			UI U.P.C. Consumer Package Code (1-5-5) Retired from use by GS1-US.			
			UK U.P.C./EAN Shipping Container Code (1-2-5-5-1) Data structure for the 14 digit EAN.UCC (EAN International.Uniform Code Council) Global Trade Identification Number (GTIN)			
			UP U.P.C. Consumer Package Code (1-5-5-1) Data structure for the 12 digit EAN.UCC (EAN International.Uniform Code Council) Global Trade Identification Number (GTIN). Also known as the Universal Product Code (U.P.C.)			
			UX Universal Product Number A unique identifier of a healthcare product			
			VC Vendor's (Seller's) Catalog Number			
Must Use	LIN 03	234	Product/Service ID Identifying number for a product or service	M	AN 1/48	1

REF Segment Tag and Position Number
 ID Element ID
 REQ Requirement (M=Mandatory, C=Conditional, R=Required, O=Optional, A=Advised, D=Dependent)
 REPR Elements Representation



856

Ship Notice/Manifest

Loop: Inner Pack Level
Repeat: 200000
Notes: Used for Inner Packs that have their own unique identifier.

Segment: PO4 Item Physical Details
Requirement: O
Max Use: 1
Purpose: To specify the physical qualities, packaging, weights, and dimensions relating to the item

Comments

1. PO403 - The "Unit or Basis for Measure Code" in this segment position is for purposes of defining the pack (PO401) /size (PO402) measure which indicates the quantity in the inner pack unit. For example: If the carton contains 24 12-Ounce packages, it would be described as follows: Data element 356 = "24"; Data element 357 = "12"; Data element 355 = "OZ".
2. PO413 defines the unit of measure for PO410, PO411, and PO412.

Syntax Notes:

1. P0203 Paired Multiple
2. C0506 Conditional
3. P0607 Paired Multiple
4. P0809 Paired Multiple
5. C1013 Conditional
6. C1113 Conditional
7. C1213 Conditional
8. L13101112 List Conditional
9. C1716 Conditional
10. C1804 Conditional

Semantic Notes:

1. PO415 is used to indicate the relative layer of this package or range of packages within the layers of packaging. Relative Position 1 (value R1) is the innermost package.
2. PO416 is the package identifier or the beginning package identifier in a range of identifiers.
3. PO417 is the ending package identifier in a range of identifiers.
4. PO418 is the number of packages in this layer.

Notes: Only Applicable for Single SKU Full Inner Pack

Example: PO4*8*60*ME*****10*CC*****4~

REF Segment Tag and Position Number
 ID Element ID
 REQ Requirement (M=Mandatory, C=Conditional, R=Required, O=Optional, A=Advised, D=Dependent)
 REPR Elements Representation



856

Ship Notice/Manifest

ELEMENT SUMMARY

USAGE	REF	ID	ELEMENT NAME	REQ	REPR	REP
Must Use	PO4 01	356	Pack The number of inner containers, or number of eaches if there are no inner containers, per outer container	O	N0 1/6	1
Must Use	PO4 02	357	Size Size of supplier units in pack	C	R 1/8	1
Used	PO4 03	355	Unit or Basis for Measurement Code Code specifying the units in which a value is being expressed, or manner in which a measurement has been taken AM Ampoule BO Bottle BX Box CA Case CH Container CT Carton DZ Dozen EA Each GS Gross KT Kit OZ Ounce - Av P1 Percent PC Piece PF Pallet (Lift) PK Package SP Shelf Package SZ Syringe UN Unit Use UN for pill counts or for partials. VI Vial	C	ID 2/2	1
			Use any appropriate code from data element 355, as agreed by the trading partners.			
Used	PO4 04	103	Packaging Code Code identifying the type of packaging; Part 1: Packaging Form, Part 2: Packaging Material; if the Data Element is used, then Part 1 is always required	C	AN 3/5	1
Used	PO4 05	187	Weight Qualifier Code defining the type of weight	O	ID 1/2	1
Used	PO4 06	384	Gross Weight per Pack Numeric value of gross weight per pack	C	R 1/9	1

REF Segment Tag and Position Number
 ID Element ID
 REQ Requirement (M=Mandatory, C=Conditional, R=Required, O=Optional, A=Advised, D=Dependent)
 REPR Elements Representation



856

Ship Notice/Manifest

ELEMENT SUMMARY

USAGE	REF	ID	ELEMENT NAME	REQ	REPR	REP
Used	PO4 07	355	Unit or Basis for Measurement Code Code specifying the units in which a value is being expressed, or manner in which a measurement has been taken	C	ID 2/2	1
Must Use	PO4 08	385	Gross Volume per Pack Numeric value of gross volume per pack	C	R 1/9	1
Used	PO4 09	355	Unit or Basis for Measurement Code Code specifying the units in which a value is being expressed, or manner in which a measurement has been taken CC Cubic Centimeter CF Cubic Feet CI Cubic Inches CR Cubic Meter CY Cubic Yard	C	ID 2/2	1
Used	PO4 10	82	Length Largest horizontal dimension of an object measured when the object is in the upright position	C	R 1/8	1
Used	PO4 11	189	Width Shorter measurement of the two horizontal dimensions measured with the object in the upright position	C	R 1/8	1
Used	PO4 12	65	Height Vertical dimension of an object measured when the object is in the upright position	C	R 1/8	1
Used	PO4 13	355	Unit or Basis for Measurement Code Code specifying the units in which a value is being expressed, or manner in which a measurement has been taken CM Centimeter IN Inch MM Millimeter	C	ID 2/2	1
Used	PO4 14	810	Inner Pack The number of eaches per inner container	O	N0 1/6	1

REF Segment Tag and Position Number
 ID Element ID
 REQ Requirement (M=Mandatory, C=Conditional, R=Required, O=Optional, A=Advised, D=Dependent)
 REPR Elements Representation



856

Ship Notice/Manifest

Loop: Inner Pack Level
Repeat: 200000
Notes: Used for Inner Packs that have their own unique identifier.

Segment: REF Reference Identification
Requirement: O
Max Use: >1
Purpose: To specify identifying information

Syntax Notes:
 1. R0203 Required

Semantic Notes:
 1. REF04 contains data relating to the value cited in REF02.

Notes: Use REF only for serialization, using GS1 EPC.

Example: REF*SE**urn:epc:id:sgtin:0309440.049101.5201~

ELEMENT SUMMARY

USAGE	REF	ID	ELEMENT NAME	REQ	REPR	REP
Used	REF 01	128	Reference Identification Qualifier Code qualifying the Reference Identification	M	ID 2/3	1
			SE Serial Number			
Used	REF 03	352	Description A free-form description to clarify the related data elements and their content	C	AN 1/80	1
			Serial Number in GS1 EPC format			

REF Segment Tag and Position Number
 ID Element ID
 REQ Requirement (M=Mandatory, C=Conditional, R=Required, O=Optional, A=Advised, D=Dependent)
 REPR Elements Representation



856

Ship Notice/Manifest

Loop: Inner Pack Level
Repeat: 200000
Notes: Used for Inner Packs that have their own unique identifier.

Segment: MAN Marks and Numbers
Requirement: O
Max Use: >1
Purpose: To indicate identifying marks and numbers for shipping containers

Comments

1. When MAN01 contains code "UC" (U.P.C. Shipping Container Code) and MAN05/MAN06 contain a range of ID numbers, MAN03 is not used. The reason for this is that the U.P.C. Shipping Container code is the same on every carton that is represented in the range in MAN05/MAN06.
2. MAN03 and/or MAN06 are only used when sending a range(s) of ID numbers. When both MAN02/MAN03 and MAN05/MAN06 are used to send ranges of ID numbers, the integrity of the two ID numbers must be maintained.

Syntax Notes:

1. P0405 Paired Multiple
2. C0605 Conditional

Semantic Notes:

1. MAN01/MAN02 and MAN04/MAN05 may be used to identify two different marks and numbers assigned to the same physical container.
2. When both MAN02 and MAN03 are used, MAN02 is the starting number of a sequential range and MAN03 is the ending number of that range.
3. When both MAN05 and MAN06 are used, MAN05 is the starting number of a sequential range, and MAN06 is the ending number of that range.

Example: MAN*AI*03094400491015201~

ELEMENT SUMMARY

USAGE	REF	ID	ELEMENT NAME	REQ	REPR	REP
Used	MAN 01	88	Marks and Numbers Qualifier Code specifying the application or source of Marks and Numbers (87)	M	ID 1/2	1
			AI UCC/EAN-128 Application Identifier (AI) and Data			
Used	MAN 02	87	Marks and Numbers Marks and numbers used to identify a shipment or parts of a shipment	M	AN 1/48	1

REF Segment Tag and Position Number
 ID Element ID
 REQ Requirement (M=Mandatory, C=Conditional, R=Required, O=Optional, A=Advised, D=Dependent)
 REPR Elements Representation



856

Ship Notice/Manifest

Loop: Inner Pack Level
Repeat: 200000
Notes: Used for Inner Packs that have their own unique identifier.

Segment: MAN Marks and Numbers
Requirement: O
Max Use: >1
Purpose: To indicate identifying marks and numbers for shipping containers

Comments

- When MAN01 contains code "UC" (U.P.C. Shipping Container Code) and MAN05/MAN06 contain a range of ID numbers, MAN03 is not used. The reason for this is that the U.P.C. Shipping Container code is the same on every carton that is represented in the range in MAN05/MAN06.
- MAN03 and/or MAN06 are only used when sending a range(s) of ID numbers. When both MAN02/MAN03 and MAN05/MAN06 are used to send ranges of ID numbers, the integrity of the two ID numbers must be maintained.

Syntax Notes:

- P0405 Paired Multiple
- C0605 Conditional

Semantic Notes:

- MAN01/MAN02 and MAN04/MAN05 may be used to identify two different marks and numbers assigned to the same physical container.
- When both MAN02 and MAN03 are used, MAN02 is the starting number of a sequential range and MAN03 is the ending number of that range.
- When both MAN05 and MAN06 are used, MAN05 is the starting number of a sequential range, and MAN06 is the ending number of that range.

Example: MAN*GM*00333444555666777883~

ELEMENT SUMMARY

USAGE	REF	ID	ELEMENT NAME	REQ	REPR	REP
Used	MAN 01	88	Marks and Numbers Qualifier Code specifying the application or source of Marks and Numbers (87)	M	ID 1/2	1
			GM SSCC-18 and Application Identifier			
Used	MAN 02	87	Marks and Numbers Marks and numbers used to identify a shipment or parts of a shipment	M	AN 1/48	1

REF Segment Tag and Position Number
 ID Element ID
 REQ Requirement (M=Mandatory, C=Conditional, R=Required, O=Optional, A=Advised, D=Dependent)
 REPR Elements Representation



856

Ship Notice/Manifest

Loop: Inner Pack Level
Repeat: 200000
Notes: Used for Inner Packs that have their own unique identifier.

Segment: DTM Date/Time Reference
Requirement: O
Max Use: 10
Purpose: To specify pertinent dates and times

Syntax Notes:

1. R020305 Required
2. C0403 Conditional
3. P0506 Paired Multiple

Notes: Only Applicable for Single (homogeneous) SKU Full Inner Pack

Example: DTM*208*20140225~

ELEMENT SUMMARY

USAGE	REF	ID	ELEMENT NAME	REQ	REPR	REP
Used	DTM01	374	Date/Time Qualifier Code specifying type of date or time, or both date and time	M	ID 3/3	1
		208	Lot Number Expiration			
Used	DTM02	373	Date Date expressed as CCYYMMDD	C	DT 8/8	1

REF Segment Tag and Position Number
 ID Element ID
 REQ Requirement (M=Mandatory, C=Conditional, R=Required, O=Optional, A=Advised, D=Dependent)
 REPR Elements Representation



856

Ship Notice/Manifest

Loop: **Item Level**
Repeat: 200000

Segment: **HL Hierarchical Level**
Requirement: M
Max Use: 1
Purpose: To identify dependencies among and the content of hierarchically related groups of data segments

Comments

1. The HL segment is used to identify levels of detail information using a hierarchical structure, such as relating line-item data to shipment data, and packaging data to line-item data.
The HL segment defines a top-down/left-right ordered structure.
2. HL01 shall contain a unique alphanumeric number for each occurrence of the HL segment in the transaction set. For example, HL01 could be used to indicate the number of occurrences of the HL segment, in which case the value of HL01 would be "1" for the initial HL segment and would be incremented by one in each subsequent HL segment within the transaction.
3. HL02 identifies the hierarchical ID number of the HL segment to which the current HL segment is subordinate.
4. HL03 indicates the context of the series of segments following the current HL segment up to the next occurrence of an HL segment in the transaction. For example, HL03 is used to indicate that subsequent segments in the HL loop form a logical grouping of data referring to shipment, order, or item-level information.
5. HL04 indicates whether or not there are subordinate (or child) HL segments related to the current HL segment.

Example: HL*5*4*I*0~

ELEMENT SUMMARY

USAGE	REF	ID	ELEMENT NAME	REQ	REPR	REP
Must Use	HL 01	628	Hierarchical ID Number A unique number assigned by the sender to identify a particular data segment in a hierarchical structure	M	AN 1/12	1

REF Segment Tag and Position Number
 ID Element ID
 REQ Requirement (M=Mandatory, C=Conditional, R=Required, O=Optional, A=Advised, D=Dependent)
 REPR Elements Representation



856

Ship Notice/Manifest

ELEMENT SUMMARY

USAGE	REF	ID	ELEMENT NAME	REQ	REPR	REP
Used	HL 02	734	Hierarchical Parent ID Number Identification number of the next higher hierarchical data segment that the data segment being described is subordinate to	O	AN 1/12	1
Must Use	HL 03	735	Hierarchical Level Code Code defining the characteristic of a level in a hierarchical structure I Item	M	ID 1/2	1
Used	HL 04	736	Hierarchical Child Code Code indicating if there are hierarchical child data segments subordinate to the level being described 0 No Subordinate HL Segment in This Hierarchical Structure.	O	ID 1/1	1

REF Segment Tag and Position Number
 ID Element ID
 REQ Requirement (M=Mandatory, C=Conditional, R=Required, O=Optional, A=Advised, D=Dependent)
 REPR Elements Representation



856

Ship Notice/Manifest

Loop: **Item Level**
Repeat: 200000

Segment: **LIN Item Identification**
Requirement: O
Max Use: 1
Purpose: To specify basic item identification data

Comments

1. See the Data Dictionary for a complete list of IDs.
2. LIN02 through LIN31 provide for fifteen different product/service IDs for each item. For example: Case, Color, Drawing No., U.P.C. No., ISBN No., Model No., or SKU.

Syntax Notes:

1. P0405 Paired Multiple
2. P0607 Paired Multiple
3. P0809 Paired Multiple
4. P1011 Paired Multiple
5. P1213 Paired Multiple
6. P1415 Paired Multiple
7. P1617 Paired Multiple
8. P1819 Paired Multiple
9. P2021 Paired Multiple
10. P2223 Paired Multiple
11. P2425 Paired Multiple
12. P2627 Paired Multiple
13. P2829 Paired Multiple
14. P3031 Paired Multiple

Semantic Notes:

1. LIN01 is the line item identification

Example: **LIN**N4*0555333322*LT*BR109876~**

REF Segment Tag and Position Number
 ID Element ID
 REQ Requirement (M=Mandatory, C=Conditional, R=Required, O=Optional, A=Advised, D=Dependent)
 REPR Elements Representation



856

Ship Notice/Manifest

ELEMENT SUMMARY

USAGE	REF	ID	ELEMENT NAME	REQ	REPR	REP
Used	LIN 01	350	Assigned Identification Alphanumeric characters assigned for differentiation within a transaction set ASN Line Number or Original PO Line Number	O	AN 1/20	1
Must Use	LIN 02	235	Product/Service ID Qualifier Code identifying the type/source of the descriptive number used in Product/ Service ID (234) LT Lot Number MF Manufacturer N1 National Drug Code in 4-4-2 Format 4-digit manufacturer ID, 4-digit product ID, 2-digit trade package size N2 National Drug Code in 5-3-2 Format 5-digit manufacturer ID, 3-digit product ID, 2-digit trade package size N3 National Drug Code in 5-4-1 Format 5-digit manufacturer ID, 4-digit product ID, 1-digit trade package size N4 National Drug Code in 5-4-2 Format 5-digit manufacturer ID, 4-digit product ID, 2-digit trade package size ND National Drug Code (NDC) N5 National Health Related Item Code in 5-5 Format N6 National Health Related Item Code in 4-6 Format NH National Health Related Item Code UA U.P.C./EAN Case Code (2-5-5) Retired from use by GS1-US. UI U.P.C. Consumer Package Code (1-5-5) Retired from use by GS1-US. UK U.P.C./EAN Shipping Container Code (1-2-5-5-1) Data structure for the 14 digit EAN.UCC (EAN International.Uniform Code Council) Global Trade Identification Number (GTIN) UP U.P.C. Consumer Package Code (1-5-5-1) Data structure for the 12 digit EAN.UCC (EAN International.Uniform Code Council) Global Trade Identification Number (GTIN). Also known as the Universal Product Code (U.P.C.) UX Universal Product Number A unique identifier of a healthcare product VC Vendor's (Seller's) Catalog Number	M	ID 2/2	1
Must Use	LIN 03	234	Product/Service ID Identifying number for a product or service	M	AN 1/48	1
Use	LIN 04	235	Product/Service ID Qualifier Code identifying the type/source of the descriptive number used in Product/ Service ID (234)	C	ID 2/2	1

REF Segment Tag and Position Number
 ID Element ID
 REQ Requirement (M=Mandatory, C=Conditional, R=Required, O=Optional, A=Advised, D=Dependent)
 REPR Elements Representation



856

Ship Notice/Manifest

ELEMENT SUMMARY

USAGE	REF	ID	ELEMENT NAME	REQ	REPR	REP
Must Use	LIN 05	234	Product/Service ID Identifying number for a product or service	C	AN 1/48	1
Used	LIN 06	235	Product/Service ID Qualifier Code identifying the type/source of the descriptive number used in Product/ Service ID (234)	C	ID 2/2	1
Used	LIN 07	234	Product/Service ID Identifying number for a product or service Refer to 004010 Data Element Dictionary for acceptable code values.	C	AN 1/48	1
Used	LIN 08	235	Product/Service ID Qualifier Code identifying the type/source of the descriptive number used in Product/ Service ID (234)	C	ID 2/2	1
Used	LIN 09	234	Product/Service ID Identifying number for a product or service Refer to 004010 Data Element Dictionary for acceptable code values.	C	AN 1/48	1
Used	LIN 10	235	Product/Service ID Qualifier Code identifying the type/source of the descriptive number used in Product/ Service ID (234)	C	ID 2/2	1
Used	LIN 11	234	Product/Service ID Identifying number for a product or service Refer to 004010 Data Element Dictionary for acceptable code values.	C	AN 1/48	1
Used	LIN 12	235	Product/Service ID Qualifier Code identifying the type/source of the descriptive number used in Product/ Service ID (234)	C	ID 2/2	1
Used	LIN 13	234	Product/Service ID Identifying number for a product or service Refer to 004010 Data Element Dictionary for acceptable code values.	C	AN 1/48	1
Used	LIN 14	235	Product/Service ID Qualifier Code identifying the type/source of the descriptive number used in Product/ Service ID (234)	C	ID 2/2	1
Used	LIN 15	234	Product/Service ID Identifying number for a product or service Refer to 004010 Data Element Dictionary for acceptable code values.	C	AN 1/48	1
Used	LIN 16	235	Product/Service ID Qualifier Code identifying the type/source of the descriptive number used in Product/ Service ID (234)	C	ID 2/2	1

REF Segment Tag and Position Number
 ID Element ID
 REQ Requirement (M=Mandatory, C=Conditional, R=Required, O=Optional, A=Advised, D=Dependent)
 REPR Elements Representation



856

Ship Notice/Manifest

ELEMENT SUMMARY

USAGE	REF	ID	ELEMENT NAME	REQ	REPR	REP
Used	LIN 17	234	Product/Service ID Identifying number for a product or service Refer to 004010 Data Element Dictionary for acceptable code values.	C	AN 1/48	1
Used	LIN 18	235	Product/Service ID Qualifier Code identifying the type/source of the descriptive number used in Product/ Service ID (234)	C	ID 2/2	1
Used	LIN 19	234	Product/Service ID Identifying number for a product or service Refer to 004010 Data Element Dictionary for acceptable code values.	C	AN 1/48	1
Used	LIN 20	235	Product/Service ID Qualifier Code identifying the type/source of the descriptive number used in Product/ Service ID (234)	C	ID 2/2	1

REF Segment Tag and Position Number
 ID Element ID
 REQ Requirement (M=Mandatory, C=Conditional, R=Required, O=Optional, A=Advised, D=Dependent)
 REPR Elements Representation



856

Ship Notice/Manifest

Loop: Item Level
Repeat: 200000

Segment: SN1 Item Detail (Shipment)
Requirement: O
Max Use: 1
Purpose: To specify line-item detail relative to shipment

Comments

1. SN103 defines the unit of measurement for both SN102 and SN104.

Syntax Notes:

1. P0506 Paired Multiple

Semantic Notes:

1. SN101 is the ship notice line-item identification.

Example: SN1**50*UN~

ELEMENT SUMMARY

USAGE	REF	ID	ELEMENT NAME	REQ	REPR	REP
Used	SN1 01	350	Assigned Identification Alphanumeric characters assigned for differentiation within a transaction set ASN Line Number or Original PO Line Number, as referenced in LIN01	O	AN 1/20	1
Must Use	SN1 02	382	Number of Units Shipped Numeric value of units shipped in manufacturer's shipping units for a line item or transaction set	M	R 1/10	1
Must Use	SN1 03	355	Unit or Basis for Measurement Code Code specifying the units in which a value is being expressed, or manner in which a measurement has been taken	M	ID 2/2	1

REF Segment Tag and Position Number
 ID Element ID
 REQ Requirement (M=Mandatory, C=Conditional, R=Required, O=Optional, A=Advised, D=Dependent)
 REPR Elements Representation



856

Ship Notice/Manifest

ELEMENT SUMMARY

USAGE	REF	ID	ELEMENT NAME	REQ	REPR	REP
			AM Ampoule			
			BO Bottle			
			BX Box			
			CA Case			
			CH Container			
			CT Carton			
			DZ Dozen			
			EA Each			
			GS Gross			
			KT Kit			
			OZ Ounce - Av			
			P1 Percent			
			PC Piece			
			PF Pallet (Lift)			
			PK Package			
			SP Shelf Package			
			SZ Syringe			
			UN Unit			
			Use UN for pill counts or for partials.			
			VI Vial			
			Use any appropriate code from data element 355, as agreed by the trading partners.			
Used	SN1 04	646	Quantity Shipped to Date Number of units shipped to date	O	R 1/15	1
Used	SN1 05	330	Quantity Ordered Quantity ordered	C	R 1/15	1
Used	SN1 06	355	Unit or Basis for Measurement Code Code specifying the units in which a value is being expressed, or manner in which a measurement has been taken	C	ID 2/2	1

REF Segment Tag and Position Number
 ID Element ID
 REQ Requirement (M=Mandatory, C=Conditional, R=Required, O=Optional, A=Advised, D=Dependent)
 REPR Elements Representation



856

Ship Notice/Manifest

ELEMENT SUMMARY

USAGE	REF	ID	ELEMENT NAME	REQ	REPR	REP
		AM	Ampoule			
		BO	Bottle			
		BX	Box			
		CA	Case			
		CH	Container			
		CT	Carton			
		DZ	Dozen			
		EA	Each			
		GS	Gross			
		KT	Kit			
		OZ	Ounce - Av			
		P1	Percent			
		PC	Piece			
		PF	Pallet (Lift)			
		PK	Package			
		SP	Shelf Package			
		SZ	Syringe			
		UN	Unit			
		VI	Vial			
			Use UN for pill counts or for partials.			
			Use any appropriate code from data element 355, as agreed by the trading partners.			

REF Segment Tag and Position Number
 ID Element ID
 REQ Requirement (M=Mandatory, C=Conditional, R=Required, O=Optional, A=Advised, D=Dependent)
 REPR Elements Representation



856

Ship Notice/Manifest

Loop: **Item Level**
Repeat: 200000

Segment: **PID Product/Item Description**
Requirement: O
Max Use: 200
Purpose: To describe a product or process in coded or free-form format

Comments

1. If PID01 equals "F", then PID05 is used. If PID01 equals "S", then PID04 is used. If PID01 equals "X", then both PID04 and PID05 are used.
2. Use PID06 when necessary to refer to the product surface or layer being described in the segment.
3. PID07 specifies the individual code list of the agency specified in PID03.

Syntax Notes:

1. C0403 Conditional
2. R0405 Required
3. C0703 Conditional
4. C0804 Conditional
5. C0905 Conditional

Semantic Notes:

1. Use PID03 to indicate the organization that publishes the code list being referred to.
2. PID04 should be used for industry-specific product description codes.
3. PID08 describes the physical characteristics of the product identified in PID04. A "Y" indicates that the specified attribute applies to this item; an "N" indicates it does not apply. Any other value is indeterminate.
4. PID09 is used to identify the language being used in PID05.

Example: **PID*F****IBUPROFEN TABLETS 300 MG 70~**

ELEMENT SUMMARY

USAGE	REF	ID	ELEMENT NAME	REQ	REPR	REP
Must Use	PID01	349	Item Description Type Code indicating the format of a description	M	ID 1/1	1
		F	Free-form			

REF Segment Tag and Position Number
 ID Element ID
 REQ Requirement (M=Mandatory, C=Conditional, R=Required, O=Optional, A=Advised, D=Dependent)
 REPR Elements Representation



856

Ship Notice/Manifest

ELEMENT SUMMARY

USAGE	REF	ID	ELEMENT NAME	REQ	REPR	REP
Used	PID 02	750	Product/Process Characteristic Code Code identifying the general class of a product or process characteristic	O	ID 2/3	1
Used	PID 03	559	Agency Qualifier Code Code identifying the agency assigning the code values	C	ID 2/2	1
Used	PID 04	751	Product Description Code A code from an industry code list which provides specific data about a product characteristic	C	AN 1/12	1
Must Use	PID 05	352	Description A free-form description to clarify the related data elements and their content The description should contain prescription (Rx) drug product information, such as product name, strength, dosage form and container size.	C	AN 1/80	1

REF Segment Tag and Position Number
 ID Element ID
 REQ Requirement (M=Mandatory, C=Conditional, R=Required, O=Optional, A=Advised, D=Dependent)
 REPR Elements Representation



856

Ship Notice/Manifest

Loop: **Item Level**
Repeat: 200000

Segment: **REF Reference Identification**
Requirement: O
Max Use: >1
Purpose: To specify identifying information

Syntax Notes:
 1. R0203 Required

Semantic Notes:
 1. REF04 contains data relating to the value cited in REF02.

Notes: Used for consolidated billing invoicing – multiple invoices per shipment.

Example: REF*IV*222333444~

ELEMENT SUMMARY

USAGE	REF	ID	ELEMENT NAME	REQ	REPR	REP
Must Use	REF 01	128	Reference Identification Qualifier Code qualifying the Reference Identification	M	ID 2/3	1
			IV Seller's Invoice Number			
Used	REF 02	127	Reference Identification Reference information as defined for a particular Transaction Set or as specified by the Reference Identification Qualifier	C	AN 1/30	1

REF Segment Tag and Position Number
 ID Element ID
 REQ Requirement (M=Mandatory, C=Conditional, R=Required, O=Optional, A=Advised, D=Dependent)
 REPR Elements Representation



856

Ship Notice/Manifest

Loop: **Item Level**
Repeat: 200000

Segment: **REF Reference Identification**
Requirement: O
Max Use: >1
Purpose: To specify identifying information

Syntax Notes:
 1. R0203 Required

Semantic Notes:
 1. REF04 contains data relating to the value cited in REF02.
Notes: Use REF only for serialization, using GS1 EPC.

Example: REF*SE**urn:epc:id:sgtin:0010300333.987654.3212~

ELEMENT SUMMARY

USAGE	REF	ID	ELEMENT NAME	REQ	REPR	REP
Used	REF 01	128	Reference Identification Qualifier Code qualifying the Reference Identification	M	ID 2/3	1
			SE Serial Number			
Used	REF 03	352	Description A free-form description to clarify the related data elements and their content	C	AN 1/80	1
			Serial Number in GS1 EPC format.			

REF Segment Tag and Position Number
 ID Element ID
 REQ Requirement (M=Mandatory, C=Conditional, R=Required, O=Optional, A=Advised, D=Dependent)
 REPR Elements Representation



856

Ship Notice/Manifest

Loop: **Item Level**
Repeat: **200000**

Segment: **DTM Date/Time Reference**
Requirement: O
Max Use: 10
Purpose: To specify pertinent dates and times

- Syntax Notes:
 1. R020305 Required
 2. C0403 Conditional
 3. P0506 Paired Multiple

Example: **DTM*208*20150130~**

ELEMENT SUMMARY

USAGE	REF	ID	ELEMENT NAME	REQ	REPR	REP
Must Use	DTM01	374	Date/Time Qualifier Code specifying type of date or time, or both date and time	M	ID 3/3	1
		208	Lot Number Expiration			
Must Use	DTM02	373	Date Date expressed as CCYYMMDD	C	DT 8/8	1

REF Segment Tag and Position Number
 ID Element ID
 REQ Requirement (M=Mandatory, C=Conditional, R=Required, O=Optional, A=Advised, D=Dependent)
 REPR Elements Representation



856

Ship Notice/Manifest

Loop: **Item Level**

Repeat: 200000

Loop: **N1-N3-N4-REF**

Repeat: 200

Notes: The following N1 loops are used for conveying Transaction History (TH) for DSCSA.

Segment: **N1 Name**

Requirement: M

Max Use: 1

Purpose: To identify a party by type of organization, name, and code

Comments

1. This segment, used alone, provides the most efficient method of providing organizational identification. To obtain this efficiency the "ID Code" (N104) must provide a key to the table maintained by the transaction processing party.
2. N105 and N106 further define the type of entity in N101.

Syntax Notes:

1. R0203 Required
2. P0304 Paired Multiple

Example: **N1*MF*BRICK PHARMACEUTICALS*UL*12345678901~**

ELEMENT SUMMARY

USAGE	REF	ID	ELEMENT NAME	REQ	REPR	REP
Used	N1 01	98	Entity Identifier Code Code identifying an organizational entity, a physical location, property or an individual DS Distributor Exclusive Distributor MF Manufacturer of Goods Original manufacturer SU Supplier/Manufacturer Use for Supplier or Distributor for Indirect Shipments	M	ID 2/3	1
Must Use	N1 02	93	Name Free-form name This is the legal company name.	C	AN 1/60	1

REF Segment Tag and Position Number
 ID Element ID
 REQ Requirement (M=Mandatory, C=Conditional, R=Required, O=Optional, A=Advised, D=Dependent)
 REPR Elements Representation



856

Ship Notice/Manifest

ELEMENT SUMMARY

USAGE	REF	ID	ELEMENT NAME	REQ	REPR	REP
	N1 03	66	Identification Code Qualifier Code designating the system/method of code structure used for Identification Code (67)	C	ID 1/2	1
		1	D-U-N-S Number, Dun & Bradstreet			
		9	D-U-N-S+4, D-U-N-S Number with Four Character Suffix			
		11	Drug Enforcement Administration (DEA)			
		21	Health Industry Number (HIN)			
		91	Assigned by Seller or Seller's Agent			
		92	Assigned by Buyer or Buyer's Agent			
		UL	UCC/EAN Location Code Used for GS1-US Global Location Number (GLN). Standard 13-digit GLNs are used in business to business transactions. The UL qualifier does not support the serialized GLN unless the serial number is truncated from the serialized GLN to result in the standard 13-digit GLN.			
	N1 04	67	Identification Code Code identifying a party or other code	C	AN 2/80	1

REF Segment Tag and Position Number
 ID Element ID
 REQ Requirement (M=Mandatory, C=Conditional, R=Required, O=Optional, A=Advised, D=Dependent)
 REPR Elements Representation



856

Ship Notice/Manifest

Loop: **Item Level**

Repeat: 200000

Loop: **N1-N3-N4-REF**

Repeat: 200

Notes: The following N1 loops are used for conveying Transaction History (TH) for DSCSA.

Segment: **N3 Address Information**

Requirement: O

Max Use: 2

Purpose: To specify the location of the named party

Example: N3*456 MAIN STREET~

ELEMENT SUMMARY

USAGE	REF	ID	ELEMENT NAME	REQ	REPR	REP
Used	N301	166	Address Information Address information	M	AN 1/55	1
Used	N302	166	Address Information Address information	O	AN 1/55	1

REF Segment Tag and Position Number
 ID Element ID
 REQ Requirement (M=Mandatory, C=Conditional, R=Required, O=Optional, A=Advised, D=Dependent)
 REPR Elements Representation



856

Ship Notice/Manifest

Loop: **Item Level**

Repeat: 200000

Loop: **N1-N3-N4-REF**

Repeat: 200

Notes: The following N1 loops are used for conveying Transaction History (TH) for DSCSA.

Segment: **N4 Geographic Location**

Requirement: O

Max Use: 1

Purpose: To specify the geographic place of the named party

Comments

1. A combination of either N401 through N404, or N405 and N406 may be adequate to specify a location.
2. N402 is required only if city name (N401) is in the U.S. or Canada.

Syntax Notes:

1. C0605 Conditional

Example: **N4*CLEVELAND*OH*44114~**

ELEMENT SUMMARY

USAGE	REF	ID	ELEMENT NAME	REQ	REPR	REP
Used	N4 01	19	City Name Free-form text for city name	O	AN 2/30	1
Used	N4 02	156	State or Province Code Code (Standard State/Province) as defined by appropriate government agency	O	ID 2/2	1
Used	N4 03	116	Postal Code Code defining international postal zone code excluding punctuation and blanks (zip code for United States)	O	ID 3/15	1
Used	N4 04	26	Country Code Code identifying the country	O	ID 2/3	1

REF Segment Tag and Position Number
 ID Element ID
 REQ Requirement (M=Mandatory, C=Conditional, R=Required, O=Optional, A=Advised, D=Dependent)
 REPR Elements Representation



856

Ship Notice/Manifest

Loop: **Item Level**

Repeat: 200000

Loop: **N1-N3-N4-REF**

Repeat: 200

Notes: The following N1 loops are used for conveying Transaction History (TH) for DSCSA.

Segment: **REF Reference Identification**

Requirement: O

Max Use: 12

Purpose: To specify identifying information

Syntax Notes:
1. R0203 Required

Semantic Notes:
1. REF04 contains data relating to the value cited in REF02.

Example: REF*KK*20140128*1832050~

ELEMENT SUMMARY

USAGE	REF	ID	ELEMENT NAME	REQ	REPR	REP
	REF 01	128	Reference Identification Qualifier Code qualifying the Reference Identification	M	ID 2/3	1
			KK Delivery Reference			
	REF 02	127	Reference Identification Reference information as defined for a particular Transaction Set or as specified by the Reference Identification Qualifier	C	AN 1/30	1
			Delivery Reference Date			
	REF 03	352	Description A free-form description to clarify the related data elements and their content	C	AN 1/80	1
			Advance Ship Notice Reference Number			

REF Segment Tag and Position Number
 ID Element ID
 REQ Requirement (M=Mandatory, C=Conditional, R=Required, O=Optional, A=Advised, D=Dependent)
 REPR Elements Representation



856

Ship Notice/Manifest

Segment: CTT **Transaction Totals**
Requirement: O
Max Use: 1
Purpose: To transmit a hash total for a specific element in the transaction set

Comments
 1. This segment is intended to provide hash totals to validate transaction completeness and correctness.

Syntax Notes:
 1. P0304 Paired Multiple
 2. P0506 Paired Multiple

Example: CTT*5*12345~

ELEMENT SUMMARY

USAGE	REF	ID	ELEMENT NAME	REQ	REPR	REP
Must Use	CTT01	354	Number of Line Items Total number of line items in the transaction set On the 856 document, this value represents the number of HL Segments in the transaction set, not the number of actual line items, as stated in the Transaction Set Notes.	M	N0 1/6	1
Used	CTT02	347	Hash Total Sum of values of the specified data element. All values in the data element will be summed without regard to decimal points (explicit or implicit) or signs. Truncation will occur on the left most digits if the sum is greater than the maximum size of the hash total of the data element. Example: -.0018 First occurrence of value being hashed. .18 Second occurrence of value being hashed. 1.8 Third occurrence of value being hashed. 18.01 Fourth occurrence of value being hashed. ----- 1855 Hash total prior to truncation. 855 Hash total after truncation to three digit field.	O	R 1/10	1

REF Segment Tag and Position Number
 ID Element ID
 REQ Requirement (M=Mandatory, C=Conditional, R=Required, O=Optional, A=Advised, D=Dependent)
 REPR Elements Representation



856

Ship Notice/Manifest

Segment: SE **Transaction Set Trailer**
Requirement: M
Max Use: 1
Purpose: To indicate the end of the transaction set and provide the count of the transmitted segments (including the beginning (ST) and ending (SE) segments)

Comments
 1. SE is the last segment of each transaction set.

Example: SE*58*00100~

ELEMENT SUMMARY

USAGE	REF	ID	ELEMENT NAME	REQ	REPR	REP
Must Use	SE 01	96	Number of Included Segments Total number of segments included in a transaction set including ST and SE segments	M	NO 1/10	1
Must Use	SE 02	329	Transaction Set Control Number Identifying control number that must be unique within the transaction set functional group assigned by the originator for a transaction set	M	AN 4/9	1

REF Segment Tag and Position Number
 ID Element ID
 REQ Requirement (M=Mandatory, C=Conditional, R=Required, O=Optional, A=Advised, D=Dependent)
 REPR Elements Representation



856

Ship Notice/Manifest

Business Use Case Examples

856 Ship Notice/Manifest

Example 1: Direct Purchase Scenario — Ship Notice for product sent by a manufacturer to a distributor where both parties are authorized as required under the Drug Supply Chain Security Act (DSCSA). This initial transaction initiates the “Transaction History” that will be used on all subsequent transactions where the product’s ownership changes. In the following example the “Transaction Statement” housed in the YNQ segment is a simplified statement of compliance to which the trading partners have agreed.

Note: The content and other requirements for the transaction statement will not be known until additional FDA guidance is released, which is expected in November 2014.

The manufacturer, Brick Pharmaceutical, is sending an Advance Ship Notice (ASN) to the distributor, Mountain Wholesale Drug, to provide information regarding the order shipment. The ASN also facilitates the transfer of information from the manufacturer to the purchaser as required by the DSCSA. In accordance with the law the purchaser must receive this information prior to or at the time ownership is claimed.

Brick Pharmaceutical GS1 Company Prefix = 0309999
 Brick Pharmaceutical HIN is HIN123400 and GLN is 0309999234569
 Mountain Wholesale HIN is HIN567800 and GLN is 0367891234567

The pertinent shipment information is summarized below:

Bill of Lading Number C28785100029
Shipment Date 04/28/2014
Expected Delivery Date 04/29/2014
Purchase Order Number PO29878
Purchase Order Date 02/02/14
Carrier Common Carrier UPSC
Trailer Number 129953

REF	Segment Tag and Position Number
ID	Element ID
REQ	Requirement (M=Mandatory, C=Conditional, R=Required, O=Optional, A=Advised, D=Dependent)
REPR	Elements Representation



856

Ship Notice/Manifest

Sequential Segment Layout — Example 1

The following is a narrative of each segment. The number on the left corresponds to the segment number.

Seg. No.	Segment Name	Data Values
1	TRANSACTION SET HEADER	ST
ST01	Transaction Set ID Code	856
ST02	Transaction Set Control Number	0102
2	BEGINNING SEGMENT	BSN
BSN01	Transaction Set Purpose Code (<i>Original</i>)	00
BSN02	Shipment Identification	1832050-000114823
BSN03	Date (<i>CCYYMMDD</i>)	20140428
BSN04	Time	110056
3	HIERARCHICAL LEVEL	HL
HL01	Hierarchical ID Number	1
HL03	Hierarchical Level Code (<i>Shipment</i>)	S
HL04	Hierarchical Child Code (<i>Additional Subordinate HL Data Segment in this Hierarchical Structure</i>)	1
4	CARRIER DETAILS (QUANTITY AND WEIGHT)	TD1
TD101	Packaging Code (<i>Carton</i>)	CTN
TD102	Lading Quantity	1
TD106	Weight Qualifier (<i>Gross Weight</i>)	G
TD107	Weight	36
TD108	Unit or Basis for Measurement Code (<i>Pound</i>)	LB
5	CARRIER DETAILS (ROUTING SEQUENCE/TRANSIT TIME)	TD5
TD502	ID Code Qualifier (<i>Standard Carrier Alpha Code (SCAC)</i>)	2
TD503	ID Code	UPSC
6	REFERENCE IDENTIFICATION	REF
REF01	Reference Identification Qualifier (<i>Bill of Lading Number</i>)	BM
REF02	Reference Identification	000114823
7	DATE/TIME REFERENCE	DTM
DTM01	Date/Time Qualifier (<i>Shipped</i>)	011
DTM02	Date (<i>CCYYMMDD</i>)	20140428

REF Segment Tag and Position Number
 ID Element ID
 REQ Requirement (M=Mandatory, C=Conditional, R=Required, O=Optional, A=Advised, D=Dependent)
 REPR Elements Representation



856

Ship Notice/Manifest

8	DATE/TIME REFERENCE	DTM
DTM01	Date/Time Qualifier <i>(Current Schedule Delivery)</i>	067
DTM02	Date <i>(CCYYMMDD)</i>	20140429
9	NAME	N1
N101	Entity ID Code <i>(Ship To)</i>	ST
N102	Name	MOUNTAIN WHOLESAL
N103	ID Code Qualifier <i>(GLN)</i>	UL
N104	ID Code	0367891234567
10	ADDRESS INFORMATION	N3
N301	Address Information	219 MAIN STREET
11	GEOGRAPHIC LOCATION	N4
N401	City Name	CHICAGO
N402	State or Province Code	IL
N403	Postal Code	60614
12	NAME	N1
N101	Entity ID Code <i>(Ship From)</i>	SF
N102	Name	BRICK PHARMACEUTICAL
N103	ID Code Qualifier <i>(GLN)</i>	UL
N104	ID Code	0309999234569
13	ADDRESS INFORMATION	N3
N301	Address Information	1 BAKER BLVD
14	GEOGRAPHIC LOCATION	N4
N401	City Name	AURORA
N402	State or Province Code	IL
N403	Postal Code	60625
15	YES/NO QUESTION	YNQ
YNQ01	Condition Indicator	CX
YNQ02	Yes/No Condition or Response Code	Y
YNQ05	Free Format Message Text	DSCSA COMPLIANT
16	HIERARCHICAL LEVEL	HL
HL01	Hierarchical ID Number	2
HL02	Hierarchical Parent ID Number	1
HL03	Hierarchical Level Code <i>(Order Level)</i>	O
HL04	Hierarchical Child Code <i>(Additional Subordinate HL Data Segment in this Hierarchical Structure)</i>	1
17	PURCHASE ORDER REFERENCE	PRF
PRF01	Purchase Order Number	PO29878
PRF04	Date	20140202

REF Segment Tag and Position Number
 ID Element ID
 REQ Requirement (M=Mandatory, C=Conditional, R=Required, O=Optional, A=Advised, D=Dependent)
 REPR Elements Representation



856

Ship Notice/Manifest

18	HIERARCHICAL LEVEL	HL
HL01	Hierarchical ID Number	3
HL02	Hierarchical Parent ID Number	2
HL03	Hierarchical Level Code (<i>Pack</i>)	P
HL04	Hierarchical Child Code (<i>Additional Subordinate HL Data Segment in this Hierarchical Structure</i>)	1
19	MARKS AND NUMBERS	MAN
MAN01	Marks and Numbers Qualifier (<i>SSCC and Application Identifier</i>)	GM
MAN02	Marks and Numbers (<i>for logistical movements only</i>)	00103099991234567921
20	HIERARCHICAL LEVEL	HL
HL01	Hierarchical ID Number	4
HL02	Hierarchical Parent ID Number	3
HL03	Hierarchical Level Code (<i>Item</i>)	I
HL04	Hierarchical Child Code (<i>No Subordinate HL Data Segment in this Hierarchical Structure</i>)	0
21	ITEM IDENTIFICATION	LIN
LIN01	Assigned Identification	0001
LIN02	Product/Service ID Qualifier (<i>NDC</i>)	N4
LIN03	Product/Service ID	09999166272
LIN04	Product/Service ID Qualifier (<i>Lot Number</i>)	LT
LIN05	Product/Service ID	418053C
22	ITEM DETAIL (SHIPMENT)	SN1
SN101	Assigned Identification	0001
SN102	Number of Units Shipped	72
SN103	Unit or Basis for Measurement Code (<i>Each</i>)	EA
SN104	Quantity Shipped to Date	72
SN105	Quantity Ordered	72
SN106	Unit or Basis for Measurement Code (<i>Each</i>)	EA
23	Product/Item Description	PID
PID01	Item Description Type (<i>Free Form</i>)	F
PID05	Description	IBUPROFEN TABLETS 300 MG 70
24	DATE/TIME REFERENCE	DTM
DTM01	Date/Time Qualifier (<i>Lot Number Expiration</i>)	208
DTM02	Date (<i>CCYYMMDD</i>)	20150531

REF Segment Tag and Position Number
 ID Element ID
 REQ Requirement (M=Mandatory, C=Conditional, R=Required, O=Optional, A=Advised, D=Dependent)
 REPR Elements Representation



856

Ship Notice/Manifest

25	TRANSACTION TOTALS	CTT
CTT01	Number of HL Segments	4
26	TRANSACTION SET TRAILER	SE
SE01	Number of Included Segments	26
SE02	Transaction Set Control Number	0102

REF Segment Tag and Position Number
 ID Element ID
 REQ Requirement (M=Mandatory, C=Conditional, R=Required, O=Optional, A=Advised, D=Dependent)
 REPR Elements Representation



856

Ship Notice/Manifest

Transmission File — Example 1

Seg.No.	Segment Data
1	ST*856*0102~
2	BSN*00*1832050-000114823*20140428*110056~
3	HL*1**S*1~
4	TD1*CTN*1****G*36*LB~
5	TD5**2*UPSC~
6	REF*BM*000114823~
7	DTM*011*20140428~
8	DTM*067*20140429~
9	N1*ST*MOUNTAIN WHOLESALE*UL*0367891234567~
10	N3*219 MAIN STREET~
11	N4*CHICAGO*IL*60614~
12	N1*SF*BRICK PHARMACEUTICAL*UL*0309999234569~
13	N3*1 BAKER BLVD~
14	N4*AURORA*IL*60625~
15	YNQ*CX*Y*DSCSA COMPLIANT~
16	HL*2*1*O*1~
17	PRF* PO29878***20140202~
18	HL*3*2*P*1~
19	MAN*GM*00103099991234567921~
20	HL*4*3*1*0~
21	LIN*0001*N4*09999166272*LT*418053C~
22	SN1*0001*72*EA*72*72*EA~
23	PID*F****IBUPROFEN TABLETS 300 MG 70~
24	DTM*208*20150531~
25	CTT*4~
26	SE*26*0102~

REF Segment Tag and Position Number
 ID Element ID
 REQ Requirement (M=Mandatory, C=Conditional, R=Required, O=Optional, A=Advised, D=Dependent)
 REPR Elements Representation



856

Ship Notice/Manifest

856 Ship Notice/Manifest

Example 2: Indirect Purchase Scenario — Ship Notice for product sent by a distributor to a subsequent distributor that will ultimately sell to the dispenser, where both distributors are authorized as required under the DSCSA. The product was purchased directly from the original manufacturer, so omission of the lot number is allowed through the DSCSA. Although lot number is not required in this example, trading partners may find it a helpful way to exchange information. In the following example the “Transaction Statement” housed in the YNQ segment is a simplified statement of compliance to which the trading partners have agreed.

Note: The content and other requirements for the transaction statement will not be known until additional FDA guidance is released, which is expected in November 2014.

Mountain Wholesale purchased the products directly from the original manufacturer Brick Pharmaceutical, but Mountain Wholesale is not an exclusive distributor. Mountain Wholesale is now shipping to FRD Distributor. Mountain Wholesale at the time of shipment will create an 856 (ASN) for FRD Distributor containing the required DSCSA information. At the item level of this ASN, you will find an N1 loop for the original manufacturer (Brick Pharmaceutical). This N1 loop is for “Transaction History.”

Brick Pharmaceutical GS1 Company Prefix = 0309999
 Brick Pharmaceutical HIN is HIN123400 and GLN is 0309999234569
 Mountain Wholesale HIN is HIN567800 and GLN is 0367891234567
 FRD Distributor GLN is 0358743247214

The pertinent shipment information is summarized below:

Bill of Lading Number 1832050-000115111
Shipment Date 04/30/2014
Expected Delivery Date 05/01/2014
Purchase Order Number PO12125
Purchase Order Date 02/15/14
Carrier Common Carrier UPSC

REF	Segment Tag and Position Number
ID	Element ID
REQ	Requirement (M=Mandatory, C=Conditional, R=Required, O=Optional, A=Advised, D=Dependent)
REPR	Elements Representation



856

Ship Notice/Manifest

Sequential Segment Layout — Example 2

The following is a narrative of each segment. The number on the left corresponds to the segment number.

Seg. No.	Segment Name	Data Values
1	TRANSACTION SET HEADER	ST
ST01	Transaction Set ID Code	856
ST02	Transaction Set Control Number	0102
2	BEGINNING SEGMENT	BSN
BSN01	Transaction Set Purpose Code (<i>Original</i>)	00
BSN02	Shipment Identification	1832050-000115111
BSN03	Date (<i>CCYYMMDD</i>)	20140428
BSN04	Time	110056
3	HIERARCHICAL LEVEL	HL
HL01	Hierarchical ID Number	1
HL03	Hierarchical Level Code (<i>Shipment</i>)	S
HL04	Hierarchical Child Code (<i>Additional Subordinate HL Data Segment in this Hierarchical Structure</i>)	1
4	CARRIER DETAILS (QUANTITY AND WEIGHT)	TD1
TD101	Packaging Code (<i>Carton</i>)	CTN
TD102	Lading Quantity	1
TD106	Weight Qualifier (<i>Gross Weight</i>)	G
TD107	Weight	36
TD108	Unit or Basis for Measurement Code (<i>Pound</i>)	LB
5	CARRIER DETAILS (ROUTING SEQUENCE/TRANSIT TIME)	TD5
TD502	ID Code Qualifier (<i>Standard Carrier Alpha Code (SCAC)</i>)	2
TD503	ID Code	UPSC
6	REFERENCE IDENTIFICATION	REF
REF01	Reference Identification Qualifier (<i>Bill of Lading Number</i>)	BM
REF02	Reference Identification	1832050-000115111
7	DATE/TIME REFERENCE	DTM
DTM01	Date/Time Qualifier (<i>Shipped</i>)	011
DTM02	Date (<i>CCYYMMDD</i>)	201400430

REF Segment Tag and Position Number
 ID Element ID
 REQ Requirement (M=Mandatory, C=Conditional, R=Required, O=Optional, A=Advised, D=Dependent)
 REPR Elements Representation



856

Ship Notice/Manifest

8	DATE/TIME REFERENCE	DTM
DTM01	Date/Time Qualifier <i>(Current Schedule Delivery)</i>	067
DTM02	Date <i>(CCYYMMDD)</i>	20140501
9	NAME	N1
N101	Entity ID Code <i>(Ship To)</i>	ST
N102	Name	FRD DISTRIBUTOR
N103	ID Code Qualifier <i>(GLN)</i>	UL
N104	ID Code	0358743247214
10	ADDRESS INFORMATION	N3
N301	Address Information	423 OAK STREET
11	GEOGRAPHIC LOCATION	N4
N401	City Name	CHICAGO
N402	State or Province Code	IL
N403	Postal Code	60614
12	NAME	N1
N101	Entity ID Code <i>(Ship From)</i>	SF
N102	Name	MOUNTAIN WHOLESale
N103	ID Code Qualifier <i>(GLN)</i>	UL
N104	ID Code	0367891234567
13	ADDRESS INFORMATION	N3
N301	Address Information	219 MAIN STREET
14	GEOGRAPHIC LOCATION	N4
N401	City Name	CHICAGO
N402	State or Province Code	IL
N403	Postal Code	60614
15	YES/NO QUESTION	YNQ
YNQ01	Condition Indicator	CX
YNQ02	Yes/No Condition or Response Code	Y
YNQ05	Free Format Message Text	DSCSA COMPLIANT
16	HIERARCHICAL LEVEL	HL
HL01	Hierarchical ID Number	2
HL02	Hierarchical Parent ID Number	1
HL03	Hierarchical Level Code <i>(Order Level)</i>	O
HL04	Hierarchical Child Code <i>(Additional Subordinate HL Data Segment in this Hierarchical Structure)</i>	1
17	PURCHASE ORDER REFERENCE	PRF
PRF01	Purchase Order Number	PO12125
PRF04	Date	20140215

REF Segment Tag and Position Number
 ID Element ID
 REQ Requirement (M=Mandatory, C=Conditional, R=Required, O=Optional, A=Advised, D=Dependent)
 REPR Elements Representation



856

Ship Notice/Manifest

18	HIERARCHICAL LEVEL	HL
HL01	Hierarchical ID Number	3
HL02	Hierarchical Parent ID Number	2
HL03	Hierarchical Level Code (<i>Pack</i>)	P
HL04	Hierarchical Child Code (<i>Additional Subordinate HL Data Segment in this Hierarchical Structure</i>)	1
19	MARKS AND NUMBERS	MAN
MAN01	Marks and Numbers Qualifier (<i>SSCC and Application Identifier</i>)	GM
MAN02	Marks and Numbers (<i>for logistical movements only</i>)	00103678912456789879
20	HIERARCHICAL LEVEL	HL
HL01	Hierarchical ID Number	4
HL02	Hierarchical Parent ID Number	3
HL03	Hierarchical Level Code (<i>Item</i>)	I
HL04	Hierarchical Child Code (<i>No Subordinate HL Data Segment in this Hierarchical Structure</i>)	0
21	ITEM IDENTIFICATION	LIN
LIN01	Assigned Identification	0001
LIN02	Product/Service ID Qualifier (<i>NDC</i>)	N4
LIN03	Product/Service ID	09999166272
22	ITEM DETAIL (SHIPMENT)	SN1
SN101	Assigned Identification	0001
SN102	Number of Units Shipped	72
SN103	Unit or Basis for Measurement Code (<i>Each</i>)	EA
SN104	Quantity Shipped to Date	72
SN105	Quantity Ordered	72
SN106	Unit or Basis for Measurement Code (<i>Each</i>)	EA
23	Product/Item Description	PID
PID01	Item Description Type (<i>Free Form</i>)	F
PID05	Description	IBUPROFEN TABLETS 300 MG 70
24	DATE/TIME REFERENCE	DTM
DTM01	Date/Time Qualifier (<i>Lot Number Expiration</i>)	208
DTM02	Date (<i>CCYYMMDD</i>)	20150531

REF Segment Tag and Position Number
 ID Element ID
 REQ Requirement (M=Mandatory, C=Conditional, R=Required, O=Optional, A=Advised, D=Dependent)
 REPR Elements Representation



856

Ship Notice/Manifest

25	NAME	N1
N101	Entity ID Code (<i>Original Manufacturer</i>)	MF
N102	Name	BRICK PHARMACEUTICAL
N103	ID Code Qualifier (<i>GLN</i>)	UL
N104	ID Code	0309999234569
26	ADDRESS INFORMATION	N3
N301	Address Information	1 BAKER BLVD
27	GEOGRAPHIC LOCATION	N4
N401	City Name	AURORA
N402	State or Province Code	IL
N403	Postal Code	60625
28	REFERENCE IDENTIFICATION	REF
REF01	Reference Identification Qualifier (<i>Delivery Reference</i>)	KK
REF02	Reference Identification	2010428
REF03	Description	1832050-000114823
29	TRANSACTION TOTALS	CTT
CTT01	Number of HL Segments	4
30	TRANSACTION SET TRAILER	SE
SE01	Number of Included Segments	30
SE02	Transaction Set Control Number	0102

REF Segment Tag and Position Number
 ID Element ID
 REQ Requirement (M=Mandatory, C=Conditional, R=Required, O=Optional, A=Advised, D=Dependent)
 REPR Elements Representation



856

Ship Notice/Manifest

Transmission File — Example 2

Seg.No.	Segment Data
1	ST*856*0102~
2	BSN*00*1832050-000115111*20140428*110056~
3	HL*1**S*1~
4	TD1*CTN*1****G*36*LB~
5	TD5*O*2*UPSC~
6	REF*BM*1832050-000115111~
7	DTM*011*20140430~
8	DTM*067*20140501~
9	N1*ST*FRD DISTRIBUTOR*UL*0358743247214~
10	N3*423 OAK STREET~
11	N4*CHICAGO*IL*60614~
12	N1*SF* MOUNTAIN WHOLESALE*UL*0367891234567~
13	N3*219 MAIN STREET~
14	N4* CHICAGO*IL*60614~
15	YNQ*CX*Y*DSCSA COMPLIANT~
16	HL*2*1*O*1~
17	PRF* PO12125***20140215~
18	HL*3*2*T*1~
19	MAN*GM*00103678912456789879~
20	HL*4*3*I*0~
21	LIN*0001*N4*09999166272~
22	SN1*0001*72*EA*72*72*EA~
23	PID*F****IBUPROFEN TABLETS 300MG 70~
24	DTM*208*20150531~
25	N1*MF* BRICK PHARMACEUTICAL*UL*0309999234569~
26	N3*1 BAKER BLVD~
27	N4*AURORA*IL*60625~
28	REF*KK*2010428*1832050-000114823~
29	CTT*4~
30	SE*28*0102~

REF Segment Tag and Position Number
 ID Element ID
 REQ Requirement (M=Mandatory, C=Conditional, R=Required, O=Optional, A=Advised, D=Dependent)
 REPR Elements Representation



901 North Glebe Road, Suite 1000

Arlington, VA 22203

Phone: (703) 787-0000 Fax: (703) 812-5282

www.HealthcareDistribution.org

