

MDS Manufacturing Work Order and Production Module



m ds

MASTER DISTRIBUTION SYSTEM

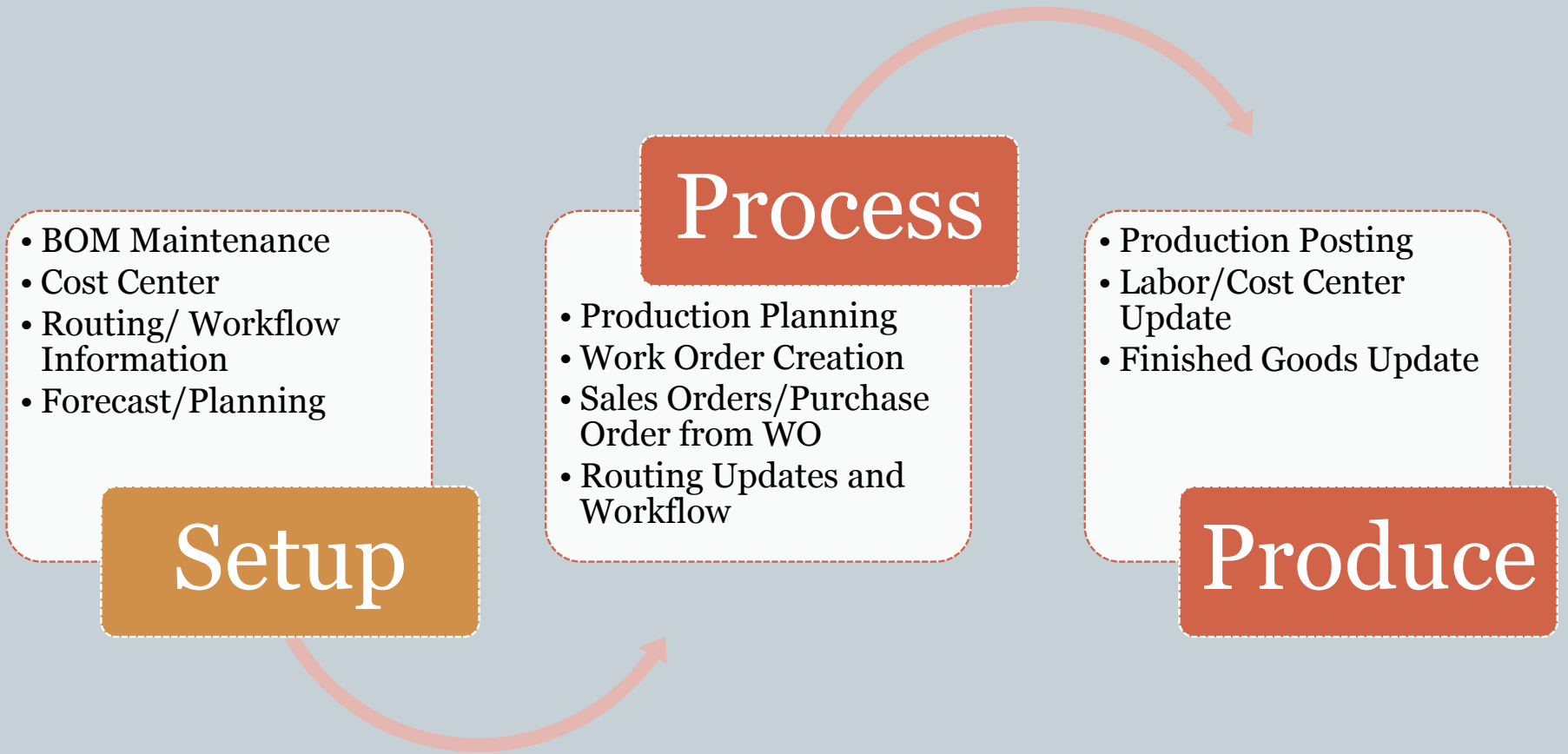


Introduction



- The MDS System was designed to serve the needs of distribution and wholesale operations. Since many potential users of the system combine manufacturing and/or assembly operations with their basic distribution needs, the raw material inventory module and production workflow modules were developed to provide a facility to monitor the production process, track raw materials used and finished goods produced.

MDS Manufacturing Process Flow



Cost Center Updates



Before using the system a number of maintenances need to be reviewed:

The Labor Center creation. This makes posts to the general ledger.

The Overhead Cost Center creation. This is for the warehouse.

Local-New-Colors - [localhost-DEMO.12-LABOR.CENTER.MAINT011\$1]

File Edit Settings Reset Tools GUI Standard Functions Special Functions Help

KEY 00004

1.DESCRPTION

2.COST TYPE

3.HOURLY.RATE

4.RATE/UNIT

5.GL NUMBER

6.CHANGE DATE

ENTER LINE # TO CHANGE,

Local-New-Colors - [localhost-DEMO.12-OVRHD.CENTER.MAINT011\$1]

File Edit Settings Reset Tools GUI Standard Functions Special Functions Help

OVERHEAD COST CENTER

KEY 00002

1.DESCRPTION Management Overhead

2.COST TYPE U

3.HOURLY RATE 0.0000

4.RATE/UNIT 0.5000

5.PER CENT LABOR 0.00

6.GL NUMBER 01-4100

7.CHANGE DATE 07/01/00

ENTER LINE # TO CHANGE,DELETE TO DELETE,0 TO ACCEPT

XXXXXX

HELP OK/END INSERT LDELETE PREV PG NEXT PG INQUIRY CANCEL Off Popup

HELP OK/END INSERT LDELETE PREV PG NEXT PG INQUIRY CANCEL Off Popup

Routing and Workflow Steps



Each step in our workflow process is known as a routing step. For each bill of materials you may reference multiple routing steps and the order they are defined.

- Each routing step can be defined as such as an offsite sterilization step
- If offsite provisions for materials are available
- For each Step a cost center is defined

Each of these routing steps are defined with their own posting procedures.

1.DESCRPTION	Inspection - Room
2.DAYS	0.50
3.I/V	I
4.VENDOR	
5.VENDOR CHARGE	0.0000
6.VENDOR ITEM	
7.LABOR COST CENTER	00001 ASSEMBLING
8.LABOR HOURS	1.000000
9.OVERHEAD COST CENTER	00001 WHSE OVERHEAD

ENTER LINE # TO CHANGE,DELETE TO DELETE,0 TO ACCEPT

XXXXXX

HELP	OK/END	INSERT	LDELETE	PREV PG	NEXT PG	INQUIRY	CANCEL	Off		
------	--------	--------	---------	---------	---------	---------	--------	-----	--	--

Bill of Materials (Components)



For each
material
manufactured
a finished

at

Local-New-Colors - [localhost-DEMO.12-BILL.MAT-MAINT011\$1]

File Edit Settings Reset Tools GUI Standard Functions Special Functions Help

BILL OF MATERIALS MAINTENANCE

PROD# 60429-734-30 DESC1 Paroxetine hydrochloride
 1.QTY 100 STK UM EA CST UM EA DESC2 30 TABLET, FILM COATED
 2.EMS PACK N EMS BUILD/REPROCESSING FEE PACK TYPE

3. COMPONENTS

	PRODUCT DESCRIPTION	NUMBER	WHSE	VENDOR	QTY	PER	STOCK	UNIT	COST	COST	UM
1.	GENPAXIL Paroxetine hydrochloride		001	MAJOR		3000.0000		EA	100.0000		EA
2.	GENBOTTLE Generic Bottles		001			100.0000		EA	1.0000		EA
3.	GENLABEL Generica Label Stock		001			100.0000		EA	0.0000		EA
4.						0.0000			0.0000		
5.						0.0000			0.0000		
6.						0.0000			0.0000		

ENTER LINE # TO CHANGE,DELETE TO DELETE,0 TO ACCEPT XXXXXX PAGE 1 OF 2

HELP	Bm StkSt	Open W/o	W/o Item	Comp Used	Stk Stat								
	OK/END	INSERT	LDELETE	PREV PG	NEXT PG	INQUIRY	CANCEL	Off					Popup

Bill of Materials (Workflow)



For
mat
Add
It w
to fa
one
Not
Anc

ls

Local-New-Colors - [localhost-DEMO.12-BILL.MAT-MAINT011\$2]

File Edit Settings Reset Tools GUI Standard Functions Special Functions Help

BILL OF MATERIALS MAINTENANCE

PROD# 60429-734-30 DESC1 Paroxetine hydrochloride
 QTY 100 STK UM EA CST UM EA DESC2 30 TABLET, FILM COATED

4. ROUTING INSTRUCTIONS

	ROUTING	#OF DAYS	I/V	VENDOR	UNIT CHARGE	VEND	LABOR COST	CTR	OVERHEAD COST	CTR	STD LABOR HOURS
1.	0000004	0.50	I				0.0000	00001		00001	1.000000
	Inspection - Room										
2.	0000005	1.00	I				0.0000	00001		00001	1.000000
	Cleaning - Equipment										
3.	0000001	2.00	I				0.0000	00001		00001	2.000000
	Assembly										

COST TOTALS

DAYS	MATERIAL\$	LABOR	HRS.	LABOR\$	OUTSIDE\$	OVERHEAD\$	TOTAL\$
5.00	3000.0000		5.40	1.5000	0.0000	3.0000	3004.5000

ENTER LINE # TO CHANGE,DELETE TO DELETE,0 TO ACCEPT **XXXXXX** PAGE 2 OF 2

HELP	Bm StkSt	Open W/o	W/o Item	Comp Used	Stk Stat						
	OK/END	INSERT	LDELETE	PREV PG	NEXT PG	INQUIRY	CANCEL	Off			Popup

Forecasts and Production Planning



Local-New-Colors - [localhost-DEMO.12-SSS.BILL.MAT.INQ011\$1]

File Edit Settings Reset Tools GUI Standard Functions Special Functions Help

Bill of Material Stock Status Inquiry

Product Number: 60429-734-30 Paroxetine hydrochloride

Qty: 100 EMS Pack: N EMS Build/Reprocess Fee: 0 EMS Prefix: 115519

Warehouse #: ALL Expected: 0 Int Prod#: 115519

Direct Labor: 1.5000 Committed: 2000 On Hand: 100

Indirect Labor: Mfg Overhead: 3.0000 Available: -1900

Ln#	1.Component#	Description	Qty/itm	On-hand	Expected	Committed	Available
1.	GENPAXIL	Paroxetine hydrochloride	3000.0000	17000	500000	3000	14000
2.	GENBOTTLE	Generic Bottles	100.0000	900	0	100	800
3.	GENLABEL	Generica Label Stock	100.0000	900	0	100	800
4.							
5.							

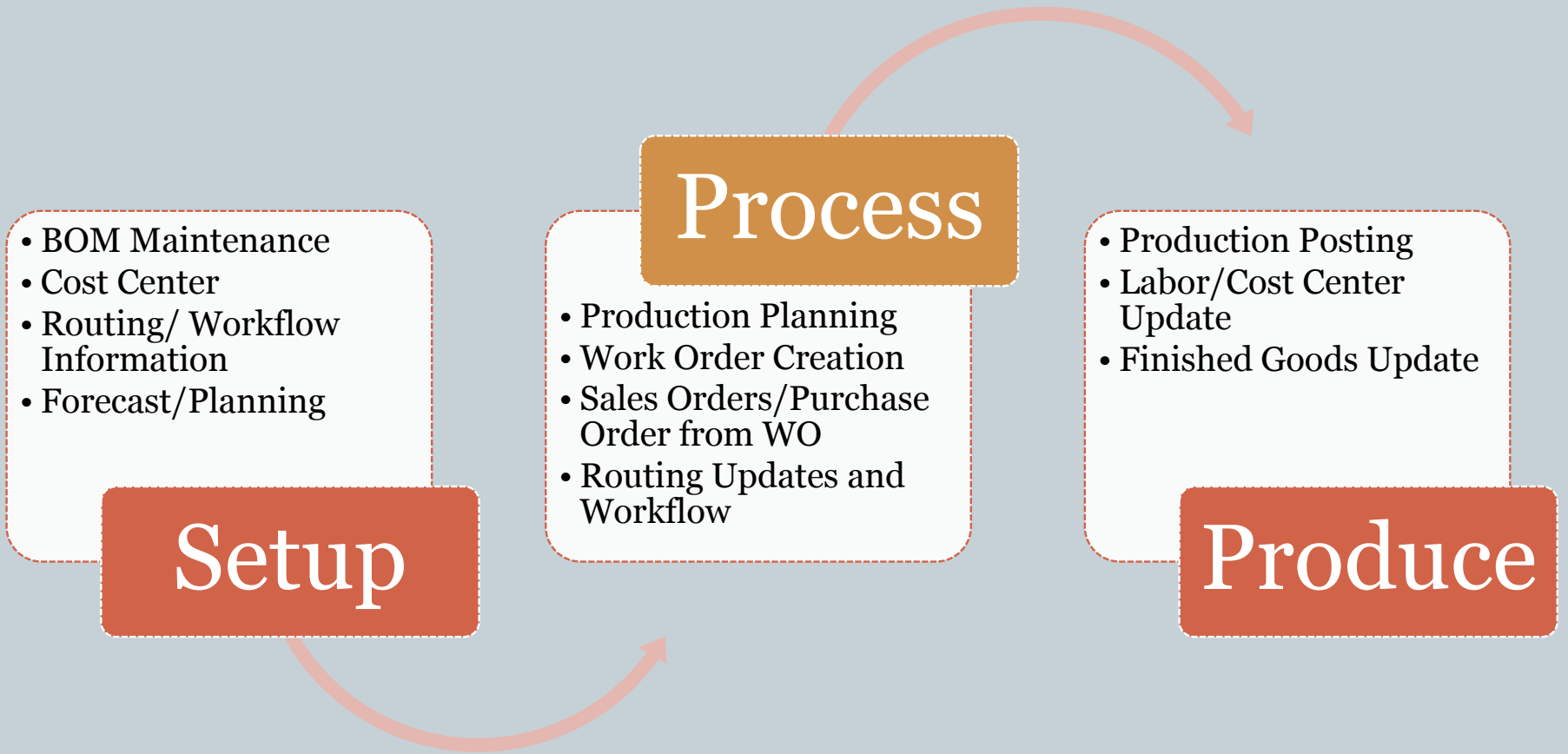
Quantity Available for production is 4

Enter Line# for more Detail lines or "END" to End Inquiry: XXXXXX PAGE 1 OF 2

HELP	OK/END	INSERT	LDELETE	PREV PG	NEXT PG	INQUIRY	CANCEL	Off	Popup
------	--------	--------	---------	---------	---------	---------	--------	-----	-------

ner
 fic
 ls
 erials
 to

Manufacturing Process Flow



Work Order Creation



The screenshot displays a multi-window application interface. The foreground window is titled "Local-New-Colors - [localhost-DEMO.12-SSS.WO.TOT.INPUT011\$1]" and contains the "Work Order Entry Total Screen".

At the top of the screen, the following fields are populated:

- Co: 01 TSH Medical Company
- Whse: 001
- Date: 12/25/11
- Work Order#: 180383

Below this, a table displays the work order totals:

Work Order	Totals	Number of Lines	Qty To Produce	Qty Avail to Produce
		1	1	1

At the bottom of the screen, there is a prompt: "ENTER 0 TO ACCEPT, 'CANCEL' TO CANCEL OR 'H' TO HOLD WORK ORDER FOR PICK". To the right of this prompt is a yellow box containing the text "XXXXXX".

At the very bottom, a navigation bar contains the following buttons: HELP, OK/END, INSERT, DETAIL, CANCEL, LDELETE, HEADER, PREV PG, NEXT PG, INQUIRY, CANCEL, Off, and Popup.

Routing and Workflow



Local-New-Colors - [localhost-DEMO.12-ROUTE.POSTING011\$1]

File Edit Settings Reset Tools GUI Standard Functions Special Functions Help

ROUTING POSTING

OPERATOR

DATE

WORK ORDER

LINE			ORIG QTY	QTY PROD	OPEN QTY
001	FINISHED PRODUCT	60429-734-30	1	0	1
	DESCRIPTION	Paroxetine hydrochloride			

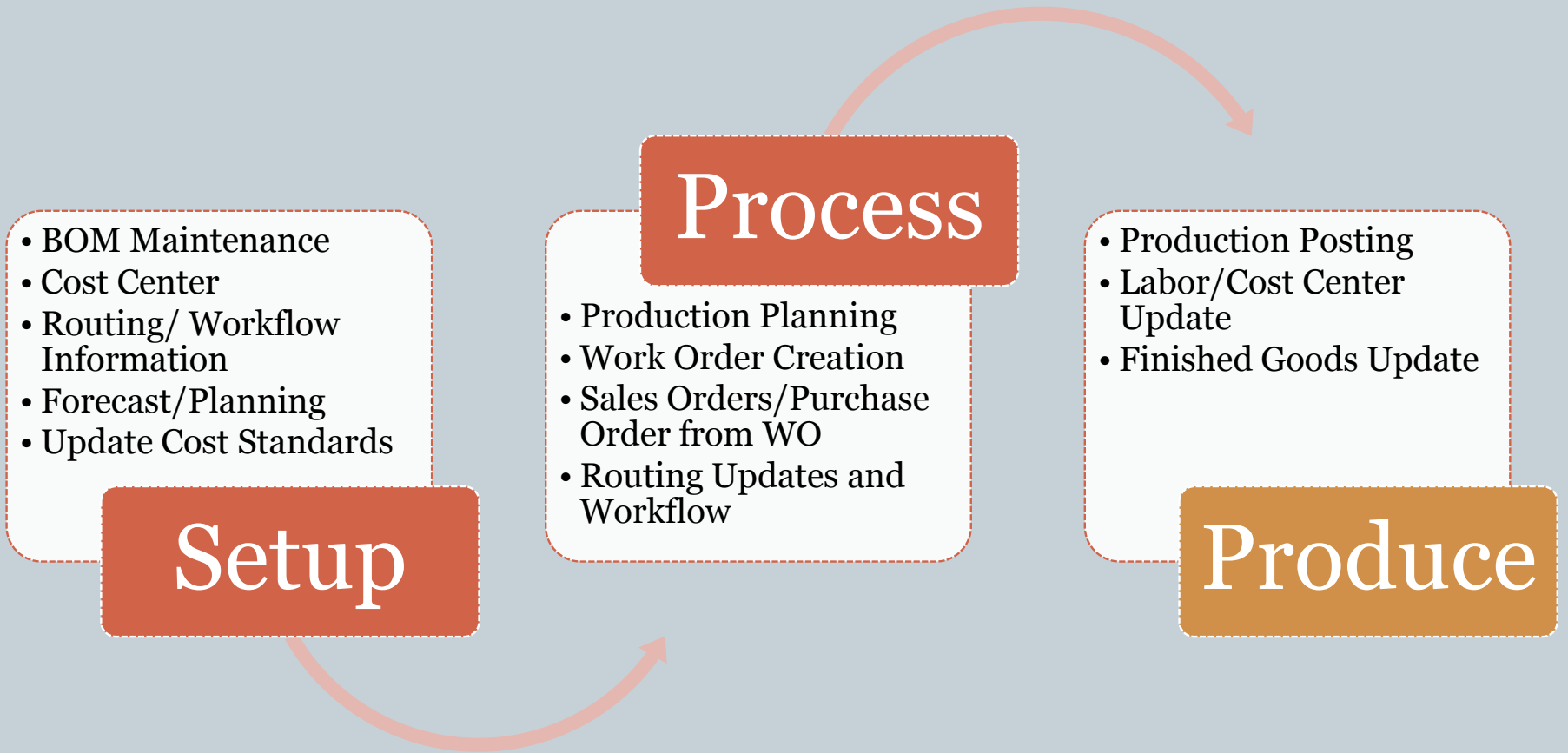
1.ROUTING

STEP	C CODE	DESCRIPTION	ORIG QTY	QTY PROD	QTY OPEN	ACTUAL TIME	COMPLETE DATE
4.	0000002	Packaging 30 pills/Bottle	1	1	0	2.00	12/25/11
5.	0000003	Labeling Affix Labels to bottle	1	1	0	1.00	12/25/11
6.	0000004	Inspection - Room Final Inspection	1	1	0	1.00	12/25/11

ENTER LINE# TO CHANGE , '0' TO ACCEPT
OR 'CANCEL' TO CANCEL THIS PRODUCTS ROUTING POSTING

XXXXXX

Manufacturing Process Flow



PRODUCTION POSTING - COMPONENT PRODUCTS (LOTS)

WO# 01180383

F/G Line# 001

F/G Prod# 60429-734-30

F/G Desc Paroxetine hydrochloride

Comp Line# 2

Comp Prod# GENBOTTLE

Comp Desc Generic Bottles

Component

Qty Used Wasted 100

Tot Qty Applied 100

Serial Number

LN#	Lot Number	Rcv Date	Expire Dt	Location	Available	Use Qty
1.	BL1000	12/25/11	12/25/11	01200A	1000	100
2.						
3.						
4.						
5.						
6.						

Enter LINE# to change or '0' to accept:

XXXXXX

HELP	OK/END	INSERT	LDELETE	PREV PG	NEXT PG	INQUIRY	CANCEL	Off	Popup
------	--------	--------	---------	---------	---------	---------	--------	-----	-------

HELP	OK/END	INSERT	LDELETE	PREV PG	NEXT PG	INQUIRY	CANCEL	Off	Popup
------	--------	--------	---------	---------	---------	---------	--------	-----	-------

Costing Updates



- The S...
- for a...
- This...
- Prod...
- in th...
- and r...
- Mate...
- Mast...
- In ad...
- the b...
- Every...
- costs...
- costs...

Local-New-Colors - [localhost-DEMO.12-INV.HIST.PROD.IN0010\$1]

File Edit Settings Reset Tools GUI Standard Functions Special Functions Help

Inventory Transaction History by Product

Product# 60429-734-30 Paroxetine hydrochloride
 Warehouse or ALL ALL EOM OH 0 CUR OH 100 30 TABLET, FILM COATED

Ln#	Customer/Vendor Number Customer/Vendor Name	Date		Tnx WHS	Release/Ref P/O#/ReasCd	Qty		Price Cost	Um GP%
		Oper	DS			Sell	St		
1	GSMS Golden State Medical	12/25/11		MFG 001	01180383001 01180383		100 EA		/ EA
2								3055.000	/
3									/
4									/
5									/
6									/
7									/

Enter 'END' to EXIT, 'NEXT PG' or 'PREV PG' XXXXXX

Detail										
HELP	OK/END	INSERT	LDELETE	PREV PG	NEXT PG	INQUIRY	CANCEL	Off		Popup

g
d



Lot/Serial Number Transaction Inquiry

Product# 60429-734-30
 Paroxetine hydrochloride

Lot Number or ALL ALL
Serial Number or ALL ALL
Pedigree ID or ALL ALL
Warehouse or ALL ALL

Ln#	Lot No.	Whs Loc	Quantity	Lot Exp	Tnx	Release#	Price	Cust/Vend No.	DS
Serial No.		Pedigree	Date	Date	Whs	P/O#/Ref#	Cost	Cust/Vend Name	
1	1111-L100	01100A	100	12/25/13	MFG				
			12/25/11		001	01180383			
2									
3									
4									
5									
6									
7									

Enter 'END' to EXIT, 'NEXT PG' or 'PREV PG'

XXXXXX

HELP	OK/END	INSERT	LDELETE	PREV PG	NEXT PG	INQUIRY	CANCEL	Off	Popup
------	--------	--------	---------	---------	---------	---------	--------	-----	-------

Reporting & Inquiries



- Reports available from the raw material system include:

- A. Bill of Materials Master Listing
- B. Labor Cost Center Listing
- C. Overhead Cost Center Listing
- D. Plan Listing
- E. Product Master Listing
- F. Open Work Order Report
- G. Open Work Order Report by Product
- H. Daily Production Posting Report
- I. Production Posting Inventory Audit Report
- J. Purchasing Forecast Report
- K. Raw Materials Where Used Report
- L. Raw Materials Stock Status by Finished Goods Report
- M. Raw Materials Inventory Evaluation Report – Month to date
- N. Raw Materials Inventory Evaluation Report – Year to date
- O. Raw Material Shortage Report

Inquiries:

- Bill of Material Inquiry
- Detail Open Work Order Inquiry
- Open Work Order - Drill Down Inquiry
- Open Work Order By Item Inquiry
- Raw Material Where Used Inquiry

About TSH



- The Systems House, Inc. (TSH), formed in 1979, is a company with a long standing reputation for outstanding customer service. With in excess of 250 installed MDS clients throughout the United States and Canada, TSH is widely recognized as one of the premiere suppliers of software and computer solutions for the Distribution marketplace. TSH has made a corporate commitment to distribution, which assures our customers that the latest in technology innovation, so critical to their success in the complex and fast changing world of distribution, will be available when needed.
- For more information on TSH or MDS:
 - Call The Systems House, Inc. at 1-800- MDS-5556.
 - Or send a message to sales@tshinc.com
 - Visit us on the Web at <http://www.tshinc.com>

MDS Workflow Process Management System

